

Due Diligence and Valuation Report

Arrowhead Code: 54-02-06
 Coverage initiated: 22 October 2013
 This document: 25 September 2015
 Fair share value bracket-DCF US\$14.12 and US\$16.36
 Share price (25 September 15): US\$8.01ⁱ

Analysts

Abhishek Bansal +1 (212) 619-6889
Abhishek.bansal@arrowheadbid.com
 Himanshu Broota
Himanshu.broota@arrowheadbid.com +1 (212) 619-6889

Market Data

52-Week Range:	US\$3.61– US\$10.31 ⁱⁱ
Average Daily Volume:	5,819 ⁱⁱⁱ
Market Cap. (25 Sep 15):	US\$153.8 MM

Financial Forecast (in NIS)* (FY ending - Dec)

NIS MM	'15E	'16E	'17E	'18E	'19E	'20E
High NI *	0.97	1.03	1.04	1.13	1.20	1.30
High EPS	10.60	11.36	11.39	12.35	13.09	14.26
Low NI *	0.86	0.87	0.93	0.98	1.01	1.09
Low EPS	9.39	9.50	10.13	10.74	11.07	11.93

* Attributable to Shareholder

Company Overview: Based in Israel, Internet Gold – Golden Lines Ltd (hereinafter referred to as "IGLD") is a telecommunication holding company with its primary holding of 66.71% in B Communication Ltd (hereinafter referred to as "BCOM") which in turn has a controlling interest in Bezeq - The Israel Telecommunication Corporation Ltd (hereinafter referred to as "Bezeq"), which is one of the largest telecommunication groups in Israel. BCOM's sole asset is its controlling stake of 30.7% in Bezeq as on June 30, 2015. Bezeq is engaged in providing (1) Domestic Fixed line Services, Internet infrastructure and access services, Transmission and data communication (2) Cellular services (3) Internet access services (ISP), International Communication Services and NEP (Network End Point) Services (4) DBS- Multi-channel digital satellite television (YES brand)- YES Pay TV is the only provider of multi-channel television broadcasts via satellite (5) Others - This segment covers operations of Internet portals such as Walla!, one of the leading websites in Israel, Walla shops which is Israel's largest e-commerce platform and Bezeq OnLine, which specializes in setting, managing, and operating call center services.

FY2014: For FY2014, consolidated revenue for BCOM declined by 5.3% Y-o-Y to NIS9.06B attributed by decline in Cellular services due to competitive environment and decline in Fixed line revenue due to reduction in fixed line termination rates. It reported operating income of NIS2.59B in FY2014 which increased by 27.7% Y-o-Y. The increase was due to Bezeq's sale of Yad2. Net Profit for the period stood at NIS2.1B for Bezeq and NIS1.1B for BCOM.



Company: Internet Gold – Golden Lines Ltd.
 Ticker: NASDAQ / TASE: IGLD
 Headquarters: Ramat Gan, Israel
 CEO: Mr. Doron Turgeman
 PFO: Mr. Itzik Tadmor

Website: www.igld.com

Bezeq to Drive Growth

Arrowhead is updating coverage on IGLD with a fair value bracket of US\$14.12 (Low-Bracket estimate) and US\$16.36 (High-Bracket estimate).

Key Highlights: (1) IGLD's experienced management has displayed the ability to withstand and adapt to sector changes; (2) IGLD's credit rating upgrade reflects positively on financial strength of the company; (3) Strong presence across the Telecom spectrum; (4) Bezeq owns most of the operating infrastructure in its area of operation; (5) One-of-its-kind Fixed line NGN (Next Generation Network) network for the ultra-speed Internet; (6) Acquisition of YES will strengthen its position in Israeli telco market and also provide potential merger synergies (7) Pelephone demonstrated higher customer satisfaction as it witnessed lower increase in churn rate as compared to its peers during the time period 2011-13 despite intense competitive pressure^{iv}. Pelephone won 4G tender in January 2015; (8) Bezeq International through its submarine cable network improved customer services as well as increased its revenue stream; (9) During the year 2015, IGLD improved its liquidity by receiving dividend for two consecutive quarters from BCOM and Capital raised through new series of debenture on March 6, 2014. Improvement in cash will aid them to fully service their debt till 2017.

Key Risks: (1) Decline in controlling interest below 30% will lead to non-compliance with the "Control Permit" norms and result in loss of authority in Bezeq. (2) IGLD is a leverage holding company which through BCOM holds only one asset and due to this is fully exposed to the Israeli communication market (3) Ministry of Communications has released a list of services which the infrastructure owners will be obliged to offer as wholesale services to service providers which is likely to result in an increase in competition^v.

Valuation and Assumptions: On the basis of due diligence and valuation estimates, Arrowhead believes that IGLD's fair share value lies in the US\$14.12 to US\$16.36 bracket^{vi}. We have valued IGLD using the Discounted Cash Flow (DCF) method to arrive at the per share value of the Company. According to NAV valuation, per share value of IGLD comes to US\$22.98.

Table of Contents

1. SUMMARY AND OUTLOOK	3
2. BUSINESS OVERVIEW	4
2.1 Ownership Structure	5
2.2 Company Milestones	6
2.3 Business Model	6
2.4 Products and Services	7
2.4.1 Bezeq Fixed line	7
2.4.2 Pelephone	9
2.4.3 Bezeq International	10
2.4.4 Digital Broadcast Satellite (DBS).....	10
2.5 Company Premiums.....	12
2.6 Company Risks	13
2.7 Corporate Strategy	13
2.8 IGLD’s Shareholding Pattern	14
2.9 Listing and Contact Details	14
3. KEY VARIABLE ANALYSIS	15
3.1 Variable 1 – Fixed-line Telephony: Total Access Lines Growth rate.....	15
3.2 Variable 2 – Broadband Internet Lines Growth Rate.....	15
3.3 Variable 3 – Cellular Communication: Subscriber’s Growth Rate	15
3.4 Variable 4 – Cellular Communication: ARPU.....	16
4. NEWS.....	16
IGLD.....	16
Bezeq Group	16
6. TECHNOLOGIES AND MARKETS.....	19
6.1 Telecommunication	19
6.2 Medium of Telecommunication:	19
6.2.1 Wire Line Telecommunication	19
6.2.2 Wireless Telecommunication	20
6.2.3 Broadband Internet Services	20
6.2.4 Satellite Television.....	21
6.3 Telecommunication Industry - Israel	21
6.3.1 Industry Overview	21
6.3.2 Growth Drivers.....	21
6.3.3 Fixed Telecommunication Services	22
6.3.4 Cellular Telephony	23
6.3.5 Internet and Broadband	23
6.3.6 International Telecommunications Services	23
6.3.7 Multichannel TV.....	24
6.3.8 Competitive Landscape.....	25
7. VALUATION.....	26
7.1 Discounted Cash flow Method.....	26
7.2 Net Asset Valuation (NAV) Method	28
8. APPENDIX.....	30
8.1 IGLD’s Financial Summary	30
8.2 IGLD’s Balance Sheet Forecast	31
9. ANALYST CERTIFICATIONS	32
10. NOTES AND REFERENCES.....	33

1. Summary and Outlook

We are updating coverage on Internet Gold – Golden Lines Ltd, headquartered in Israel, which is the holding company of B Communication (66.71% Stake) whose sole asset is 30.7% controlling interest in Bezeq-The Telecommunication Company Ltd, one of the largest telecommunication groups in Israel.

Key Highlights:

- (1) IGLD's strength lies in its experienced management team led by Mr. Shaul Elovitch, Chairman of Eurocom, that has prepared the company to withstand and adapt to changes occurring in Israel's Telecommunication sector.
- (2) IGLD's credit outlook rating has recently been upgraded from 'Negative' to 'Stable' by Midroog, an affiliate of Moody's Investor services which reflect positively on the liquidity position and financial strength of the Company.
- (3) Bezeq's strong presence across the telecommunication spectrum (fixed line, broadband services, cellular services, and International services) gives the Company a competitive advantage.
- (4) Bezeq is one of the two groups in Israel that has its own infrastructure across the Telecommunication field in Israel in which it operates.
- (5) Bezeq's one-of-its-kind fixed line infrastructure comprises an NGN (Next Generation Network) – FTTC (Fiber to the Curb) network that offers ultra-speed Internet to cater to growing bandwidth requirements of its customers. Bezeq through its NGN network has launched many ultra-speed Internet surfing packages ranging (10 Mbps to 100 Mbps) for its customers to experience high bandwidth rate at a lower price as compared to its peers. This is clearly reflected in its Broadband revenue that grew by a Compound Annual Growth Rate (CAGR) of 10.5% over 2008-2013.
- (6) Bezeq strengthened its position in the Israeli Telco market, after acquiring all the shares of YES, the Israeli DBS company. On June 23, 2015, and further to Bezeq's shareholders approval, approval was granted by the Ministry of Communications for the transfer of the means of control in Yes such that Bezeq would control Yes and hold all of Yes's issued and paid-up capital, unconditionally. Due to this transaction, Bezeq will be able to provide Quarto-Packages and will get tax benefits as well as potential merger synergies.
- (7) Despite intense competition in cellular services, Pelephone has lost only 2.2% of its market share during 2011-13 as compared to much higher rates experienced by its peers, Cellcom (2.6%) and Partner (2.9%). In January 2015, Pelephone won 4G tender, Pelephone received 15 megahertz in the 1800 frequency band.
- (8) Bezeq International through its submarine cable network has improved customer experience through increased capacity and Internet speeds, and also simultaneously enlarged its revenue stream through additional capacity and services.
- (9) During the year 2015, IGLD improved its liquidity by receiving dividend for the second consecutive quarter from BCOM. This improvement in cash will aid them to fully service their debt till 2017.

Key Risks:

(1) Fall in the controlling interest below 30% will lead to non-compliance with the "Control Permit" norms and result in a loss of authority in Bezeq. (2) IGLD is a leverage holding company of BCOM which further holds only one asset "Bezeq" and due to this is fully exposed to the Israeli communication market. (3) Ministry of Communications has released a list of services which the infrastructure owners will be obliged to offer as wholesale services to service providers which is likely to increase competition in the coming years^{vii}.

Industry Overview^{viii}: Telecommunications services industry in Israel is a highly developed one and consists of several segments all of which are highly competitive. The Israeli telecommunications market benefits from favorable dynamics, including high penetration rates across all telecommunications services (144% in fixed-line telephony, 85.7% in fixed-line broadband Internet infrastructure access, 65% in pay television and 124% in cellular telephony as of December 31, 2013), high penetration of postpaid contracts in the cellular telephony market, rapid adoption rates of new technologies and significant expenditures on telecommunications services by consumers and businesses. The market is dominated by four major groups, namely the Bezeq group, the IDB group, the Partner group, and the HOT group with each of these having interests in some or all of the primary communications sub sectors. Major factors contributing to the growth of the industry include the various technological advancements made by the country in the sector, the massive inflow of foreign investments in the sector, and the favorable regulatory environment of the country, which has consistently promoted competition in the industry. Intense competition within all sub sectors has mainly been responsible for the sector witnessing downward pricing trends and higher churn rates. This has, in effect, given rise to newer trends in the industry with existing companies investing in better technologies to constantly innovate; they focus more on effective marketing strategies to introduce new products and services, differentiating them from their competitors in order to win valuable market share in a highly competitive business environment. With a view to provide high quality services at affordable price to consumers, Ministry of Communication (MoC) is in process to develop a Wholesale market for Fixed Communication. This Wholesale Regulation will enforce infrastructure owners to share their existing infrastructure with other license holders which are expected to increase competition.

2. Business Overview

Internet Gold Golden Lines Ltd is a publicly traded holding company of B Communication whose sole asset is 30.81% stake in Bezeq The Israel Telecommunication Corp Ltd., a leading telecommunication company headquartered in Israel. Its shares are traded on the Nasdaq Global Market and the Tel-Aviv Stock Exchange under the symbol "IGLD". The parent company, Eurocom Group, holds approximately 70% in Internet Gold Golden Lines (IGLD), a telecommunications group which, in turn, holds approximately 66.71% in BCOM. IGLD has currently only one subsidiary namely B Communication (66.71% stake) and all of its cash inflow comes through its interest in BCOM.

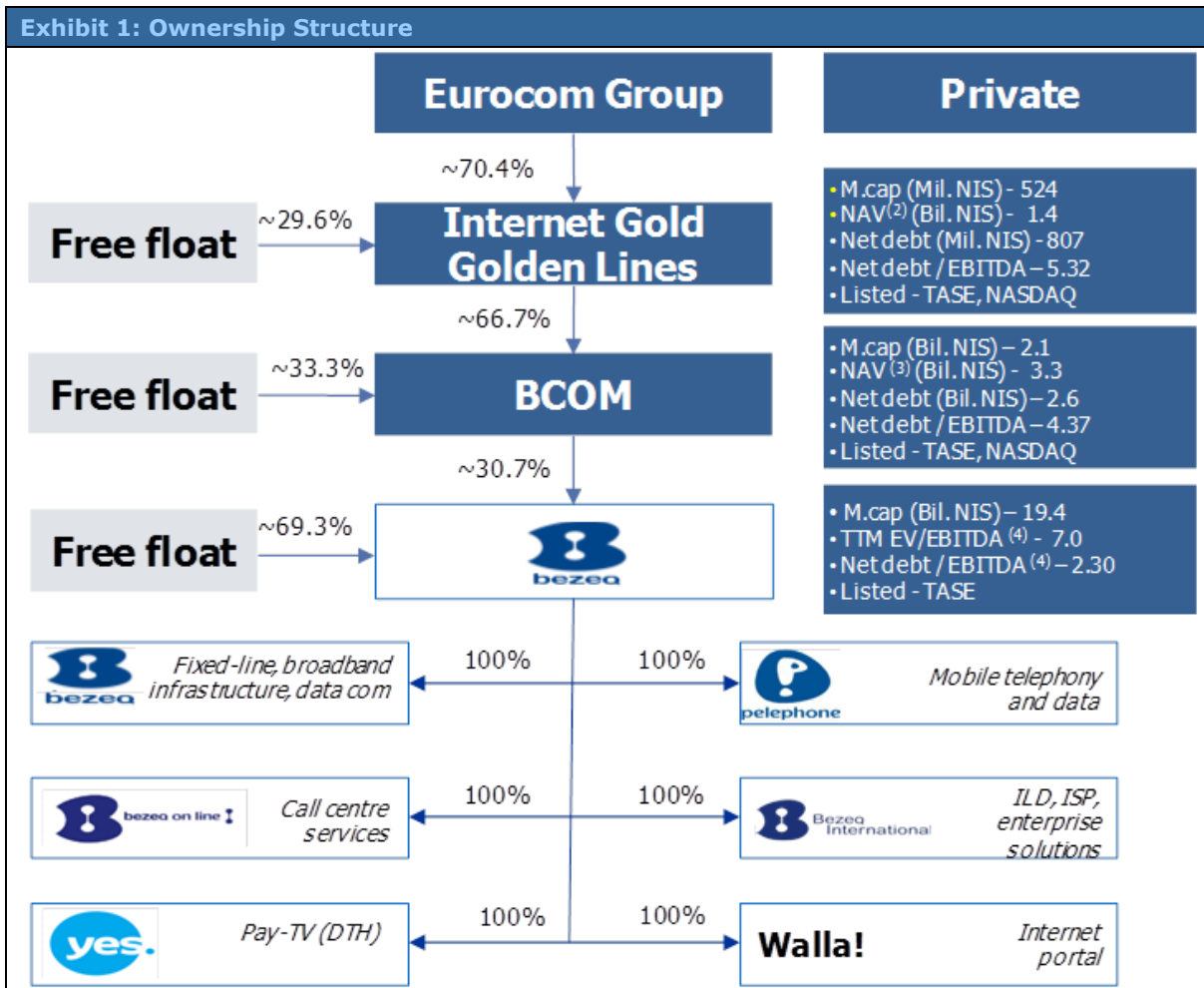
With BCOM becoming profitable during FY2013 and meeting the criteria of Dividend Distribution Policy in accordance with the Israeli Companies law, Management decided to announce first ever dividend of NIS102 MM during Q3FY2013 to its shareholders. With added advantage of increase in cash through dividend inflow from BCOM in the future, IGLD will be able to improve its liquidity and at the same time look out for new opportunities through inorganic route in Israel and other growing markets. As of June 30, 2015, total unconsolidated Net Debt stood at NIS807MM with Gross debt at NIS1.1B and Cash & Cash equivalence at NIS335MM.

Since BCOM's sole asset is its 30.7% controlling stake in Bezeq The Israel Telecommunication Corp, Ltd., Israel's largest telecommunications group, its key cash inflows are through dividends received from Bezeq. Bezeq follows a regular dividend policy of distributing 100% cash dividends on a semi-annual basis. Additionally, from 2011 to September 2013, Bezeq has also distributed six semi-annual payments of NIS500 MM (total of NIS3 B) as special dividends to BCOM.

In October 2009, IGLD through its subsidiary, BCOM (previously known as 012Smile Communication), acquired 31% of Bezeq from Apax-Saban-Arkin for NIS6.5 B (NIS8 per Share). The acquisition was partly funded with the proceeds that BCOM received from the sale of its legacy Communications Business (012Smile Communication) for NIS1.2 B and the rest of the fund totaled NIS 5.1 B was a private debt which has been taken from an Israeli banks consortium and Israel's largest insurance company.

Bezeq is Israel's largest telecommunication group with a clear leadership position. It provides services across the telecommunication spectrum of domestic fixed line, mobile voice, Internet services, International Long Distance (ILD) services, multichannel pay TV (YES brand in Israel), and Walla!, one of Israel's leading Internet portals. Bezeq's shares are traded only on the Tel-Aviv Stock Exchange. The fact that the shares of BCOM, Bezeq's controlling shareholder, and IGLD, BCOM's controlling shareholder, are listed on the Nasdaq Global Market, positions BCOM and IGLD as vehicles for U.S. investors interested in making an investment in Bezeq.

2.1 Ownership Structure ^{ix}



Eurocom Group, the ultimate parent is a privately held company with 80% of its stake held by the Chairman of the Board of Directors Shaul Elovitch and 20% held by Yossef Elovitch, Director.

Eurocom Group holds a 70% stake in IGLD, which, in turn, holds a 66.71% stake in BCOM. Further, BCOM's sole asset is its 30.7% stake in Bezeq and IGLD's sole asset is its holding in BCOM.

Bezeq has stakes in the following companies across the telecommunication spectrum in Israel:

1. 100% stake in Bezeq Fixed line
2. 100% stake in Pelephone Cellular
3. 100% stake in Bezeq International
4. 100% stake in DBS (On June 23, 2015 with Bezeq's shareholders' approval, approval was granted by the Ministry of Communications for the transfer of the means of control in Yes such that Bezeq would control Yes and hold all of Yes's issued and paid-up capital, unconditionally)
5. 100% stake in Bezeq on line
6. 100% stake in Walla! Internet Portal

2.2 Company Milestones

Exhibit 2: IGLD Milestones	
Year	Event
1991	<ul style="list-style-type: none"> Israeli government started privatization process for the telecommunication industry
1992	<ul style="list-style-type: none"> Eurocom forms Internet Gold under the name of Euronet Golden-Lines Ltd to capitalize on the privatization process
1995	<ul style="list-style-type: none"> The Internet emerged as new channel for service delivery, and to seize the opportunity, Internet Gold launched its Internet Service Provider (ISP) services
1999	<ul style="list-style-type: none"> Internet Gold's IPO – Gets listed on NASDAQ Global markets and Tel-Aviv Stock Exchange
2004	<ul style="list-style-type: none"> With Voice over Internet Protocol (VoIP) technologies maturing, Internet Gold introduced low cost ILD services and also started converting low Average Revenue per User (ARPU) Internet access customers to high ARPU broadband service customers
2006	<ul style="list-style-type: none"> Internet Gold acquired its key competitor in ILD & ISP services 012 Golden Lines to expand its operation significantly To efficiently handle this expanded operation, Internet Gold through restructuring created BCOM (previously known as 012 Smile Communication) & transferred its ISP & ILD services and also merged 012 Golden Lines into BCOM.
2007	<ul style="list-style-type: none"> BCOM's IPO on NASDAQ Global market– Raised US\$80.1 MM through sale of 6.675 MM shares (27.56% of its outstanding shares) at US\$12 per Share. Shortly thereafter dual listed on Tel Aviv Stock Exchange
2009	<ul style="list-style-type: none"> BCOM signed a share purchase agreement for acquisition of the controlling interest (30.98%) in Bezeq from Apax-Saban-Arkin for NIS6.5 B (NIS8 per share)
2010	<ul style="list-style-type: none"> As part of a regulatory requirement in relation to the acquisition of a controlling stake in Bezeq, 012Smile Communication divested its legacy telecommunication assets and was renamed as BCOM
2015	<ul style="list-style-type: none"> Bezeq acquired 100% control of YES, formerly known as DBS Satellite Services with the approval of MoC.

2.3 Business Model

The indirect interest in Bezeq through BCOM is the only revenue generator for IGLD. With Bezeq being the only asset for BCOM and also for IGLD, the key revenue stream is the dividend flow from Bezeq that follows a dividend policy of distributing 100% of "Profit after Tax" as cash dividends on a semi-annual basis to its shareholders.

For Bezeq, the major business segments are as follows:

- Bezeq Fixed Line** - Domestic fixed line Services, Internet infrastructure and access services, Transmission and data communication services
- Pelephone Communications** - Cellular Services
- Bezeq International** - Internet access services, International Communication Services & NEP (Network end point) Services
- DBS (Digital Broadcast Satellite)** - On March 26, 2015, Bezeq announced that the Antitrust Commissioner approved the acquisition of DBS Satellite Services (1998) Ltd. Accordingly, the Company notified that they are ready to exercise the option warrants in its possession, for no consideration, for the issuance of 6,221 shares of Yes to Bezeq. These shares have been issued, and the Company's shareholdings of Yes's issued capital increased to approximately 58.4%. Further to Bezeq's shareholders approval, the Ministry of Communications granted permission for the transfer of the means of control in Yes such that Bezeq would control it and hold all of its issued and paid-up capital, unconditionally. The transaction was closed on June 24, 2015. At the closing: (a) a total cash amount of NIS 680 million (six hundred and eighty million), was paid to Eurocom DBS; (b)

Bezeq acquired the entire holdings of Eurocom DBS in Yes (including a right to exercise 43 Yes shares that it holds) and acquired all the shareholder loans provided by Eurocom DBS to Yes (c) Eurocom DBS director in YES, resigned. As a result of the closing, Bezeq holds 100% of "YES".

5. **Others** - This segment includes Internet portals (Walla!) and customer call center services (Bezeq on line)

2.4 Products and Services ^x

2.4.1 Bezeq Fixed line

This segment of the company provides a wide range of services like fixed line telephony, Internet access infrastructure, Transmission and data communication services and various other services.

Products and Services Offered

- **Fixed Line Telephony** The Fixed line telephony services mainly includes the basic telephony services on the domestic telephone line with associated value added services such as voice mail, caller ID, call forwarding and conference call. Bezeq also offers business customer services such as national toll free numbers and also allows their customers to make full or partial payments.

Bezeq's Fixed Line Telephony offers a variety of payment plans, ranging from a monthly subscription fee per fixed telephone line and charge per second of use, to various fixed-line telephony packages comprised of monthly amounts of minutes for a fixed monthly fee. . As of June 30, 2015, Bezeq had 2.20 MM active fixed telephone lines with estimated market share of 65% in Israel.

Seen as a trend across the globe, increased penetration of mobile services & telephony services using VoIP technology has led to a decline in both volume (number of access lines) & price i.e. Average Revenue per Lines (ARPL) in the fixed line telephony market. In order to arrest this decline, Bezeq is currently working on its innovation and marketing strategy by focusing on the development and penetration of new services, both in the private sector and in the business sector (Bcloud, Free Wi-Fi). The Company plans to launch more such products on the basis of market trends and customer needs.

- **Internet Infrastructure & Access Revenues:** Bezeq provides broadband Internet access infrastructure services in xDSL technology, which is one of the key growth drivers for Bezeq. . The total numbers of Broadband Internet lines were approximately 1.39MM as of June 30, 2015 representing an estimated market share of 65%.

During the second quarter of 2015, average broadband speeds reached 34.9 Mbps compared with 33.2 Mbps sequentially, and 21.9 Mbps in the corresponding quarter of 2014, representing an increase of 59.4% compared to the corresponding quarter of 2014.

Bezeq provides its services by utilizing VDSL technology with bandwidth of up to 100 Mbps (download) speed. As on December 31, 2013, Bezeq has completed the deployment of its NGN network with 84% of all its subscribers using NGN services (those with packages which offer speed of 10 Mbps or higher).

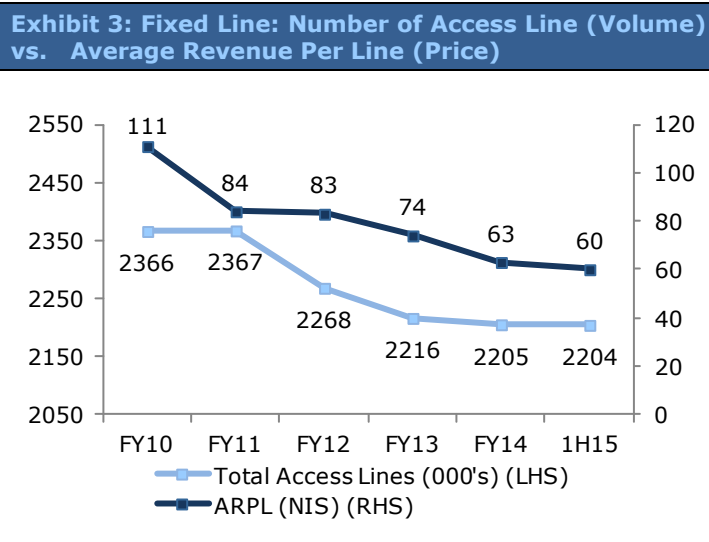


Exhibit 4: Broadband: Internet Lines vs. Average Revenue Per User

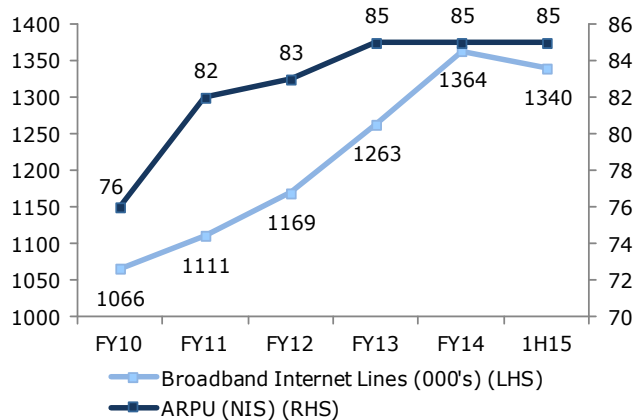
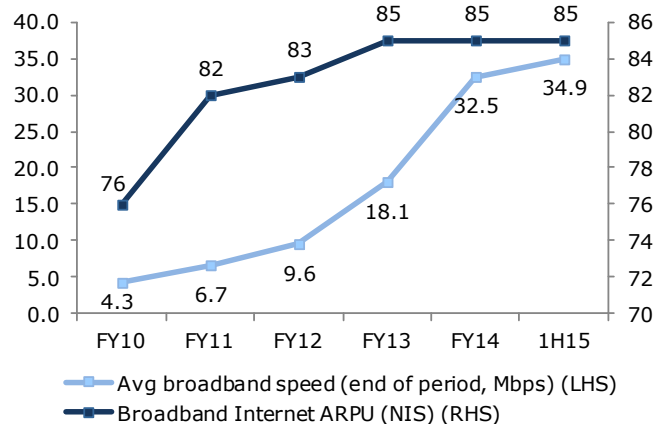


Exhibit 5: Broadband: ARPU vs. Broadband Speed per Subscriber



Transmission and Data Revenues: Bezeq

provides a wide variety of data and high-speed transmission services to business customers and other telecommunication operators. Bezeq's data service offerings includes point to point, point to multi point, network topology for business and multi-branch business customers, as well as connectivity, Internet access and remote access services. Bezeq provides these services on multiple platforms, from its legacy infrastructures to its newer and more advanced infrastructures, such as IPVPN and metro Ethernet.

Other Services

- **Services to Communications Operators:** The Company provides services for other communications operators, such as cellular operators, international call operators, HOT, NEP operators, ISPs, Domestic Carriers, and Palestinian communications providers. The services provided by the Company include infrastructure services, infrastructure upgrades, connection to the Company's network, transmission services, billing services, leasing of space, services in leased premises.
- **Broadcasting Services:** The Company operates and maintains radio transmitters, which are operated, inter alia, by Israel Broadcasting Corporation, Israel Army Radio (Galei Zahal), and the broadcasts of a number of regional radio stations. It also operates the Digital Terrestrial Television (DTT) transmitters for the Second Authority. The Company is responsible only for operating and maintaining the transmitters, and not for the content of the broadcasts.
- **Contract Works:** The Company carries out set-up and operation works of networks or sub-networks for various customers (e.g. the Ministry of Defense, HOT, radio and television broadcasting companies, cellular operators, international call operators, local authorities, municipalities, and government bodies). The Company has agreements with HOT Telecom for providing installation, maintenance, and hosting of networks using the Company's infrastructures from the exit point of the operation of the license-holders to the delivery point at the entrance to the homes of the subscribers. (The connection and maintenance from these points to the subscribers' homes is not the responsibility of the Company).
- **IP Centrex:** IP Centrex service is a private and virtual exchange service in a public network
- **Data Center:** A service enabling a backup and survivability solution for the customer
- **144 Internet Site (B144):** A search engine for finding the telephone numbers of businesses and private persons, including a classified search
- **Free Wi-Fi services:** This service allows the Company's customers to share a part of their wireless bandwidth, and in turn, they are allowed to browse outside their homes.

2.4.2 Telephone

Pelephone is the third largest cellular communication player in Israel with a market share of 26.8% as of December 2013^{xi}. In addition to mobile services, it also sells and services terminal equipment. Pelephone, a 100% subsidiary of Bezeq, became a part of Bezeq through acquisition in 2004.

Until the end of 2011, only four companies operated in the cellular services segment of Israel's cellular communications market. However, with a view to make mobile services more affordable to its customers, the Ministry of Communications introduced numerous regulatory measures through which cellular telephony market has become more competitive. By taking regulatory moves like removal of barriers to the movement of customers between cellular operators, and by giving licenses to additional operators during 2012, a number of cellular operators started their operations in the country. The entry of these new operators has led to fierce competition, resulting in higher churn rates among the existing operators and price wars between participants leading to erosion in price and profits across the sector. During the year 2013, Alon Cellular (MNVO) signed a hosting agreement with Pelephone; shifting from Partner's network demonstrating Pelephone's high level of advanced network infrastructure. The operation is expected to begin approximately in the second quarter of 2014.

Exhibit 6: Telephone: Subscriber vs. MOU

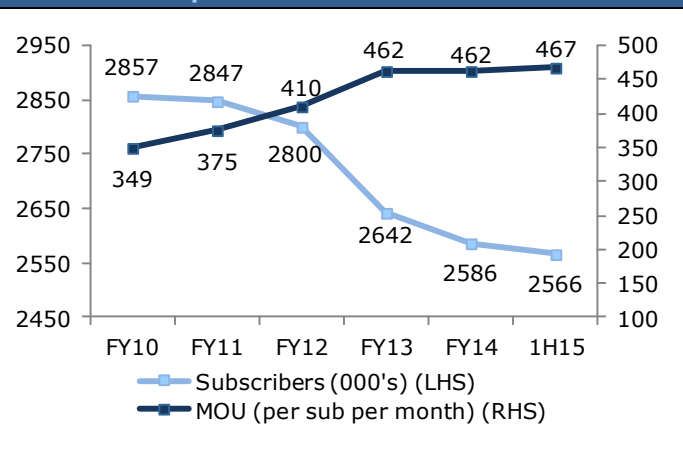


Exhibit 7: Telephone: ARPU and Churn Rate

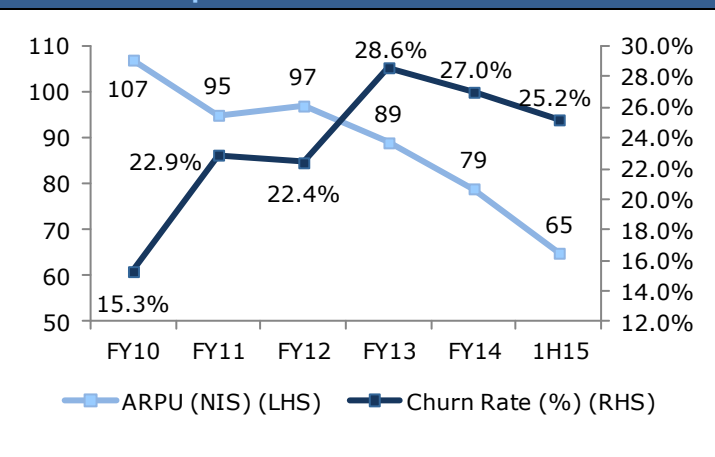


Exhibit 6 displays that despite a decline in the number of subscribers in the last two years, Pelephone has managed to generate more volume per subscribers as evidenced by consistent growth in Minutes of Usage (MOU).

Exhibit 6 & 7 displays Pelephone's strategy to grow its revenue through volume growth (MOU) and at the same time counter the high subscribers churn rate through reduced pricing.

Products and Services Offered

Products: Pelephone offers its customers various types of cellular telephone, on-board telephones, and hands-free devices, as well as support for its range of services. It also supplies its customers with modems, laptop computers, and tablets for surfing the Internet through the Pelephone network.

Services: Pelephone provides its subscribers with comprehensive services of voice transmission, transmission of text messages, data communications and advanced multimedia services. These services are offered using both the technologies, UMTS/HSPA & CDMA. However, since 2009, recognizing advantages like download speed of up to 42 Mbps and upload speeds of up to 5.7 Mbps of UMTS/HSPA technology, Pelephone has solely focused on the UMTS/HSPA technology as the primary network technology to efficiently cater to its customers' needs. Pelephone will also provide 4G services for the first time after receiving 15MHz.

2.4.3 Bezeq International

Bezeq International's operations include ISP services, international telephony services; domestic internal telephony services, based on a Voice over Broadband (VoB) infrastructure, NEP services, ICT (Infrastructure and Communication Technology) and data services. As on December 31, 2014, Bezeq International had estimated market share of 42% & 23% in ISP & ILD respectively, in Israel.

Products and Services Offered

- **Internet Services:** In the Internet services sector, Bezeq International provides Internet access services for private and business customers, including terminal equipment and support, with an emphasis on broadband Internet based on ADSL, transmission or cable infrastructures; hosting services – site storage and server services in a designated installation, including value-added services (such as monitoring and control); information security services, services securing Internet connections and LAN networks using the required terminal equipment or software, including monitoring; data services with IP-based international data communication solutions for business customers, including global deployment; and high speed wireless (WIFI) access, including in public locations (hotspots).
- **Voice (Telephony) Services:** In the voice services sector, Bezeq International provides International Direct Dialing (IDD) services to business and private customers; toll-free number services for business customers overseas; international call routing and completion services (hubbing) – transfer of international calls between foreign communication providers (worldwide), telephone card services enabling prepaid and postpaid dialing from Israel; and the 1809 service for dialing from Israel to other countries. Bezeq International also provides domestic telephony services by means of VoB access using Basic Imaging Profile.
- **International Data Services:** The supply of international data communication solutions for business customers includes customized global deployment. The customer is able to choose from a range of the most advanced data communication methods through the submarine cable deployed by Bezeq International and the optic cables deployed from Israel to Europe for which Bezeq International has long-term usage rights and through its business partnerships with leading global telecom providers such as British Telecom, which make available to their customers their sophisticated global network services.
- **ICT Solutions for Business Customers:** Bezeq provides Information and Communication Technology (ICT) solutions for business customers which allow for the upgrade and adjustment of services to meet its customers' ever-changing requirements, which is referred by Bezeq International as 'IT as a Service' (such as IT Infrastructure as a Service, cloud computing and data backup, virtual servers and cloud call centers). As part of the customer's overall ICT solution, Bezeq International provides broad communications services, including international data and communication services, server and site hosting services, technical support and maintenance services, network and system services, outsourcing and out-tasking services, security and risk management solutions, managed IP services, advanced, unique cloud computing services and online backup services.
- **PBX Services:** Bezeq International markets and maintains communication systems in the Israeli market, exchanges, telephony networks and IP communications. As part of the service contracts, Bezeq International supplies direct maintenance of range of exchange manufacturers. The services are given to gateways, exchanges and Network End Points (NEP) designated for use with both internal and external lines.

2.4.4 Digital Broadcast Satellite (DBS)

DBS, also known by its trade name YES, provides encoded and digital multi-channel broadcast services as well as other satellite services to subscribers in Israel, and the Judea and Samaria region. There are only two digital multi-channel service providers with DBS the only digital multi-channel satellite provider in Israel and HOT, which provides multi-channel television broadcasting through cable in Israel with combined penetration rates of 62% of households in Israel.^{xii}

As on June 30, 2015, Bezeq had a 100% stake in DBS, after purchasing the remaining stake held by parent company Eurocom. The sale was waiting the approval of Israeli Ministry of Communications which was approved on June 23, 2015.

YES is Israel's sole satellite provider and first television provider to offer digital broadcasts and interactive services. It has nationwide satellite availability with subscriber count of 638,000 subscribers as on as on Q2 FY2015 with estimated market share of over 41%.^{xiii}

In the first quarter of 2014, YES launched its revolutionary television service 'yesGO'. This service allows viewers to watch dozens of TV channels, including movie channels, TV show channels, kids' channels, sports channels, lifestyle channels, and thousands of VOD titles, including thousands of free titles direct from YES' channel broadcasts - anytime, anywhere, on their tablets, cell phones, and all other supported devices.

Products and Services Offered

- **Broadcasts:** DBS's broadcasts include a wide variety of channels: there are approximately 160 different video channels (of which five are Pay per View (PPV) channels, 39 are High Definition (HD) channels), in addition to radio channels, music channels and interactive services. During 2013, 60% of the 220 new theatrical releases that were aired in Israel in 2012, were broadcast in Israel by DBS. DBS broadcasts new television series at a minimal delay, in some cases, within hours from the time the content is originally aired in the United States or worldwide. The broadcasts includes a basic package which each subscriber is required to purchase as well as additional channels chosen by the subscriber, either as a package or as single and PPV channels.

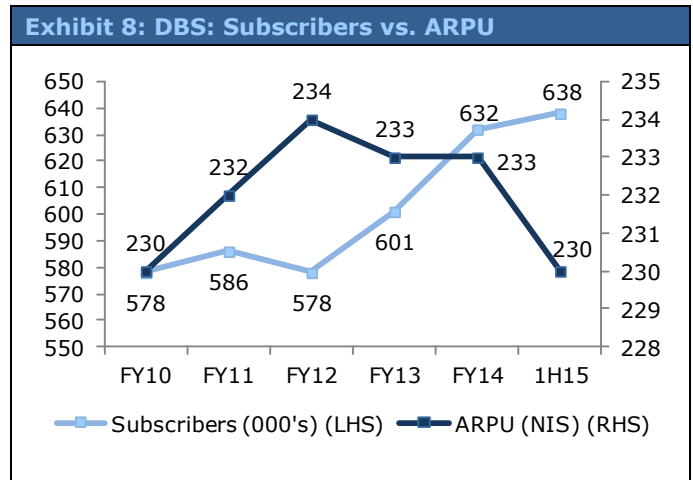
- **Advanced Services:** DBS markets PVR decoders which interface with DBS's electronic broadcasting schedule and enable receipt of special services, including ordering recordings in advance, recording series and pausing live broadcasts. The PVR decoders also enable viewing of the content which is transferred from time to time to the decoder's memory which is updated from time to time by DBS (push video). DBS provides HD broadcasts which can be received through special decoders. These broadcasts allow superior quality viewing. DBS also markets HDPVR decoders. The majority of DBS subscribers use PVR decoders. DBS believes that an increase in the number of subscribers using PVR decoders will contribute to an increase in its revenue from these subscribers and to their retention as subscribers, but it requires a material financial investment. DBS provides a service enabling the viewing of certain Internet content on TV screens, through the use of some types of advanced decoders (streamers).

- **Video on Demand (VOD) Services:** DBS provides its subscribers with VOD services via Internet. This service has limitations with regard to the types of decoders enabling service reception, and with regard to availability of services owing to constraints connected with the Internet infrastructure and bandwidth installed in customer homes. These limitations have declined in recent years in view of the increase in the available bandwidth in subscribers' homes. In recent years, the number of DBS subscribers connected to VOD services and the use of VOD services has increased significantly.

- **Others:** The 'Others' segment consists of the Internet Portal, Walla! Communication, and Bezeq OnLine

1. **Internet portal - Walla! Communication:** Walla! Communication is a 100% subsidiary of Bezeq and is one of the most popular websites in terms of traffic generation in Israel. Key services provided by the website include news, email, online shopping, on demand music, mobile downloads, information officially taken from Wikipedia.

2. **Call Center – Bezeq OnLine:** ^{xiv} Bezeq OnLine is a 100% subsidiary of Bezeq, which specializes in setting up, managing, and operating call centers that provides services such as service and information centers, telemarketing sales centers, meeting coordination centers, conducting surveys and data enrichment, event, and appointment scheduling, after hours answering services.



2.5 Company Premiums

- **Strong Management Team:** The Company's management team includes highly qualified professionals who are either Certified Public Accountants or hold an MBA degree and have significant experience in the field of Management, Communication, and Operational & Financial Management. The Company's management team includes Mr. Shaul Elovitch, who is the founder of Eurocom Communications and Chairman of the Board of Directors (BOD), Bezeq and its subsidiaries, enjoys a highly respectable position in Israel's business community. He holds a controlling power over the Company's operations and business strategy, which is considered to be favorable, as he holds significant experience in building leading communication businesses and other major investments businesses. Further, Mr. Doron Turgeman, CEO, who has been with the Company since 2001. His significant experience of 17 years in Management and 15 years in Communication has enabled him to prove his capabilities across strategy creation and strategic planning, marketing and brand development, operational and financial management, managing mergers and acquisitions, creation of partnerships, capital raising methods. He has successfully executed 11 major transactions, which include two IPO's for IGLD and BCOM and nine bond issues in Israel and just recently successfully closed a private offering to qualified institutional buyers in United States worth \$800 MM, 7³/₈% Senior Secured Notes due 2021. The presence of these consummate personalities provides the Company with an advantage to experience excellent business opportunities.
- **IGLD's balance sheet and its current financial flexibility, allows it to look out for any possible M&A activity:** As on June 30, 2015, the unconsolidated net debt stood at NIS807MM and also dividend inflows from BCOM in coming years will help IGLD to improve its leverage taking ability. Also with BCOM totally focused on maximizing performance of Bezeq, will give IGLD an opportunity to lookout for any acquisition in Israel and other emerging markets.
- **IGLD's Debt Rating Upgraded to 'Baa1':** Midroog Ltd, an Israeli rating company, which is also an affiliate of Moody's Investor services, has provided a rating of 'Baa1' for the Company's recent NIS120 MM issuance of Series D Debentures. The credit rating agency has also raised the Company's outlook from 'Negative' to 'Stable'. The 'Stable' rating is backed by the factors such as the Company's independent ability to repay the debt and the strong financial position of Bezeq.
- **Stable rating by S&P:** Standard & Poor's rating services has affirmed the company's international corporate credit rating of BB- with a stable outlook in August, 2015. The rating agency believes that Bezeq will remain the market leader for the next few years enabling it to pay out 100% of profits as dividends. This will ensure steady cash flows for BCOM and strengthen the balance sheet of the company. A stable debt rating affirms the belief of the investors that the company will be able to repay its debt going forward. Subsequent repayments will also help in further improvements in the debt rating.
- **Bezeq Holds Strong Market Positions in all Telecom Segments:** The Company's business is solely dependent on the business of Bezeq, which is considered to be the leading provider of advanced telecommunications operations and services in Israel. All of its service segments are well positioned with respect to its competitors in the market as discussed below:
 1. **Domestic Fixed-line segment:** Bezeq holds a 63% market share of the fixed line and broadband services in Israel and provides advance network services such as Next Generation Network (NGN), which is an advanced communication network in Israel covering over 99% of Israeli households.
 2. **Telephone:** Cellular Communication is the third leading provider of cellular services holding a 26.8% market share in Israel, and in order to differentiate its services in the market, it has focused on providing high quality network such as HSPA (High Access Packet Speed) cellular technology offering 3.75 G speed. Penelope has also proved its capability of well managing its business during crisis, in terms of experiencing lowest increase in churn, smallest loss of subscriber's market share during 2011-2013 as compared to its incumbent operators. It also launched LTE-4G in 2014 with a limited bandwidth of 5 Megahertz keeping further expansion planned in 2015. A strong platform for rising smartphone demand and advanced data services stand in favor of BCOM.
 3. **Bezeq International:** It provides a number of key services, but under Internet Service Provider (ISP) segment, Bezeq is regarded as one of the leading broadband service providers in Israel, holding nearly 40% Internet market share, and continuously striving to maintain its position by presenting subscribers with customized service plans, advanced IP services and high speed 4G services.

Therefore, we believe that Bezeq's leading market shares in most of the segments and its proven ability to survive crisis situations help sustain its position of dominant tele-communication service provider in Israel, which ultimately is favorable for IGLD's business.

2.6 Company Risks ^{xv}

- **Risk of Non-compliance with respect to Financial Agreement Norms and too much dependency on Bezeq for Repayment of Debt:** In 2010, IGLD through BCOM acquired a 30.96% controlling interest in Bezeq. In order to facilitate its funding requirements, it entered into two financial agreements totaling a principal amount of NIS5.1B. As of April 22, 2013, a few additional covenants were added. As per the new covenants, the Company has to maintain a minimum shareholder's equity and minimum ratio of shareholders equity. BCOM's wholly-owned subsidiary, which directly holds the Bezeq interest, is required to maintain a minimum ratio of debt to EBITDA and debt service coverage ratio. However, on failure to abide by either of these norms will allow the lenders to ask for immediate repayment of debts. Moreover, the Company has provided security to the lenders by pledging Bezeq's shares (excluding 29.6MM shares acquired in 2011) and shares of the subsidiary that was established to acquire Bezeq's stake. In addition, the Company is highly dependent on Bezeq's dividend to repay its debt, and any change in Bezeq's dividend distribution policy can significantly impact the Company's ability to pay off its debt. However, it is important to note that Midroog Ltd has provided BCOM, subsidiary of IGLD with an Israel local rating of 'A1' and has also upgraded its outlook from 'Negative' to 'Stable'. The 'Stable' outlook and on March 20, 2014^{xvi} rating upgrade from A2 to A1 strengthens our belief in the Company's ability to meet its debt obligations in the short and medium term.
- **Exposed to changes in Israeli Communication market:** Bezeq is the only sole asset for IGLD through its holding in BCOM. Bezeq's operations are focused only in the telecommunication space and have presence only in Israel, making it vulnerable to any changes in the Telecommunication space in Israel.
- **Recent Development: Creation of Wholesale Market:** The Ministry of Communication (MoC) is in process to develop a Wholesale market for Fixed Communication Services which is currently dominated by two players, Bezeq and Hot. As per the new regulation, the MoC has released a list of services which the infrastructure owners of nationwide fixed access networks will have to offer as wholesale services to other license holders. This will encourage new players to enter as they would incur lower capital expenditure as they would be allowed to use the infrastructure of the existing players. Thus, creation of the Wholesale market can lead to increase in competition and loss of subscriber base as well as revenue. The ARPL as in 1H 2015 stood at 60 NIS compared to 63 NIS for 2014.

2.7 Corporate Strategy

Since IGLD has no business operations of its own and is dependent on the business activities of Bezeq to derive its revenue, the report highlights strategies adopted by Bezeq.

- **Building and Maintaining Competitive Position:** Bezeq is considered to be one of the leading service providers for its broad array of telecommunication services in Israel. In case of fixed-line telecommunication services, Bezeq holds approximately 63% of market share in Israel. Therefore, in order to sustain its leadership position and to deal with the competition Bezeq devised a strategy to reinforce the apparent value of products and services by launching new communication services, value added applications, and product packages. This helped them to broaden its subscriber base. The Company was engaged in making regular investments to modernize its infrastructure, thereby offering advanced services and products to its subscribers. Further, the services offered incorporates the services provided by its competitors so that subscribers get a joint package of products and services, which will eventually help the Company in building strong customer loyalty
- **Focused on Increasing Next Generation Networks (NGN) Penetration in Israel:** In Israel, NGN communication network covers about 99% of the Israeli households. Therefore, Bezeq, the leading service provider for NGN services, is focused on the penetration of its high-speed NGN Internet infrastructure and increasing its subscription base for the service. Bezeq's NGN technology is based on fiber optics, which enables broadband high-speed services and advanced IP telephony services. Moreover, broadband services offered to subscribers over NGN-FTTC (Fiber to the curb) network, which make transmission possible at a speed of 100 Megabits per second enabling subscribers to enjoy the most advanced communications and content services. Average broadband speed offered to its customers was increased by 88.5% Y-o-Y to 18.1 Mbps at the end of 2013 at free of cost Further in Q3FY2014, the Company increased the average broadband speed to 24.0 Mbps, an increase of 38.7% Y-o-Y. In 2013, Bezeq also accelerated its strategic roll-out of fiber-optic network, which currently covers more than 0.4 MM homes from Kiryat Shmona to Eilat. The management plans to speed up deployment with the aim of covering around 1 MM households, representing 40% of Israel's population, by end of 2014.

- **Simplified Tariff Structure:** Bezeq offers a simplified tariff structure to both fixed and mobile phone customers and also provides them with alternative payment packages for a service package, tracks and campaigns. For instance, special tariff packages are offered based on the needs of the customers (with the approval from the Ministry of Communications and Knesset Finance Committee). But, in order to create a competitive edge and improve its turnover, Bezeq devised a strategy to utilize use-based packages and service tracks, which will help them to increase subscription base for its telephony service.
- **Cost Control:** Bezeq invests in fixed assets and in projects that shall not only help in improving efficiency of the production process but also reduce operating costs. However, Bezeq's ability to make adjustments in its expenses in the short and medium term is limited since its costs structure is majorly rigid, as it includes depreciation and wage expenses, as well as the operating costs such as infrastructure maintenance, lease fees, and building upkeep fees.

2.8 IGLD's Shareholding Pattern

Exhibit 9: Shareholding Pattern (As of June 30, 2015) ^{xvii}

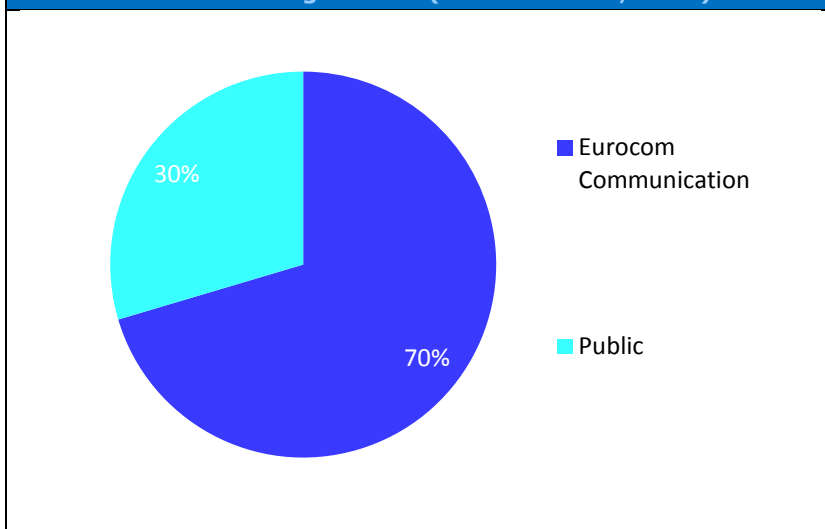


Exhibit 10: Shareholding Pattern ^{xviii}

Shareholders	No. of Shares	% of total
Eurocom Communication	13,519,043	70%
Public	5,684,143	30%
Total Shares Outstanding	19,203,186	100%

2.9 Listing and Contact Details

Internet Gold's shares have traded on the NASDAQ Global Market under the symbol "IGLD" since August 1999 and on the TASE under the symbol "IGLD" since February 2005.

Contacts: Internet Gold – Golden Lines Ltd, 2 Dov Friedman Street, Ramat Gan 52503, Israel

Email ID: idit@igld.com

Phone: +972-3-924-0000

3. Key variable analysis^{xix}

3.1 Variable 1 – Fixed-line Telephony: Total Access Lines Growth rate

Fixed line Telephony is classified as a sub-segment under the segment, Domestic Fixed line Communication. Fixed line Telephony contributed 14.9% to the total revenue in 1H 2015 and Domestic Fixed line communication segment contributed 41.6% to the total revenue in 1H 2015 vs. 38.6% in 2014. The increase to 41.6% was primarily due to increase in revenues from broadband Internet services as well as transmission and data communication services. For 1H 2015, the total access lines for the Company declined by 0.05% Y-o-Y to 2.204MM access lines. With increased use of cellular services and growing penetration of VoIP provider, volume for the segment measured by Access lines has seen continuous decline for the past three years. With MoC planning to enforce the Wholesale Market Regulation in Fixed Line it will result in higher competition and hence we expect a decline in access line's growth rate going forward.

Exhibit 12: Total Access lines Growth Rate						
	2015E	2016E	2017E	2018E	2019E	2020E
Low estimate	(9.0%)	(28.0%)	(18.0%)	(14.0%)	(9.0%)	(6.0%)
High estimate	(8.0%)	(25.0%)	(15.0%)	(12.0%)	(8.0%)	(5.0%)

3.2 Variable 2 – Broadband Internet Lines Growth Rate

Broadband Internet is one of the key growth drivers for Bezeq, contributing 14.5% of the total revenue in 1H 2015. Bezeq, a leader in providing broadband service has consistently strived to improve quality of services to its customer by increasing the average broadband speed per subscriber and ensure consistent growth. The number of broadband internet lines stood at 1.328 MM at the end of June 30, 2015 vs. 1.364 MM at the end of 2014. With the expected entry of more players in the coming year due to the Wholesale Market Regulation, we expect Bezeq's growth in this segment to slowdown.

Exhibit 13: Broadband Internet Lines Growth Rate						
	2015E	2016E	2017E	2018E	2019E	2020E
Low estimate	(4.0%)	4.0%	3.0%	2.0%	1.0%	0.0%
High estimate	(3.0%)	5.0%	4.0%	3.0%	2.0%	1.0%

3.3 Variable 3 – Cellular Communication: Subscriber's Growth Rate

Through Pelephone, Bezeq operates Israel's third largest cellular operator in terms of market share. Cellular services contributed 27.2% to the total revenue in 1H 2015. Due to intense competitive pressure due to presence of many MNOs and MVNOs, Arrowhead estimates marginal decline in Number of Subscribers in line with historical trend. However, due to high quality of services and low tariff structure provided by Pelephone, we expect it to record decline in churn rates in the coming years which will further lead to marginal growth in the subscriber volume. Also, the company received 4G allocations from MoC in January 2015 enabling the network operator to utilize the bandwidth of 15 Megahertz which will improve the internet speeds and help the company to stop the net churn. . Further the company is in talks to acquire YouPhone which if completed will add to its existing subscriber base.

Exhibit 14: Cellular communication: Subscribers Growth Rate						
	2015E	2016E	2017E	2018E	2019E	2020E
Low estimate	(3.0%)	1.5%	2.0%	4.0%	4.5%	5.0%
High estimate	(1.0%)	2.0%	3.0%	4.5%	5.0%	5.5%

3.4 Variable 4 – Cellular Communication: ARPU

Due to continuous intense competitive pressure, we expect steady to mild decline in ARPU in the coming years. Due to the wholesale regulation coming in the market, various MVNOs are expected to decrease the company's subscribers, however at the same time Bezeq will earn wholesale revenues which will contribute to increase in the ARPU in 2016.

Exhibit 15: ARPU						
	2015E	2016E	2017E	2018E	2019E	2020E
Low estimate	68	74	73	72	72	72
High estimate	69	75	74	73	73	73

4. News

IGLD

- **Internet Gold-Golden Lines Ltd Announced Results of the Public Tender for its Debentures Offering in Israel^{xx}**: On March 3, 2014, IGLD announced the results of the public tender held on March 3, 2014 for its offering in Israel pursuant to a prospectus dated February 24, 2014 of Series D Debentures, with a fixed annual interest rate of 6%. On February 27, 2014, the Company announced the results of the classified bidding for the Debentures. In the tender, the Company accepted orders for 117,597 units of the non-convertible Debentures (each in the principal amount of NIS 1,000, the "Units") for an aggregate principal amount of approximately NIS 117.5 MM (approximately \$33.7 MM) at a price per unit of NIS 1,070. The Company received gross offering proceeds of approximately NIS125.8 MM (approximately \$36.1 MM).
- **IGLD Completed a Private Placement of additional NIS60 MM par value of its Series C Debenture^{xxi}**: On November 12, 2013, IGLD announced a private placement of NIS60 MM par value of its Series C Debentures to several Israeli Institutional investors for total sum of approximately NIS59 MM (around US\$16.7 MM). The private placement was offered pursuant to Regulation S under the Securities Act 1933. The newly issued Series C Debentures will not be registered under the Securities Act and may not be offered or sold in the U.S. or to U.S. persons unless they are registered under the Securities Act or an exemption from registration is available. The issuance of the newly issued Series C Debenture is subjected to: a) confirmation from Midroog Ltd, that the issuance will not cause a reduction in the Series C Debentures' 'Baa1' (Negative) rating; b) the listing of such debentures for trade on the Tel Aviv Stock Exchange.

Bezeq Group^{xxii}

- **Aa2.il rating for new bond issues up to NIS 800 million par value**: On September 21, 2015, Bezeq announced that Midroog Ltd., an Israeli rating company affiliated with Moody's ("Midroog") announces an Aa2.il rating for bond issues up to NIS 800 million par value, to be issued by the Company in two new bond series: Series 9 and 10.
- **Pelephone in talks to acquire YouPhone**: Pelephone is in negotiation with YouPhone, a mobile virtual network operator (MVNO), over the acquisition of YouPhone from Mega Group. YouPhone, which uses Pelephone's network, has an estimated 80,000 cellular subscribers which if acquired will increase the subscriber base of Pelephone.
- **Undertaking to provide credit to the Company**: On April 2, 2015, Bezeq notified that it has entered into an agreement with banking entities, pursuant to which the Company received an undertaking from such entities to provide credit for the purpose of refinancing future debt of the Company in 2016, in an aggregate amount of NIS 600MM.
- **Bezeq takes full control of "Yes"**: On March 26, 2015, Bezeq announced that the Antitrust Commission approved the acquisition of DBS Satellite Services (1998) Ltd. Accordingly, the Company notified that they are ready to exercise the option warrants in its possession, for no consideration, for the issuance of 6,221 shares of Yes to Bezeq. These shares have been issued, and the Company's shareholdings of Yes's issued capital increased to approximately 58.4%. Further to Bezeq's shareholders approval, the Ministry of Communications granted permission for the transfer of the means of control in Yes such that Bezeq would control it and hold all of its issued and paid-up capital, unconditionally. The transaction was closed on June 24, 2015. At the closing: (a) a total cash amount of NIS 680 million (six hundred and eighty million), was paid to Eurocom DBS; (b) Bezeq

acquired the entire holdings of Eurocom DBS in Yes (including a right to exercise 43 Yes shares that it holds) and acquired all the shareholder loans provided by Eurocom DBS to Yes (c) Eurocom DBS director in YES, resigned. As a result of the closing, Bezeq holds 100% of "YES".

- **Class Action notice against D.B.S. Satellite Services (1998) Ltd:** On February 18, 2015, Bezeq received a notice from D.B.S. Satellite Services (1998) Ltd. of a class action and certification motion which had been filed against it with the Tel Aviv-Jaffa District Court in July 2014, but was only served on Yes on Feb 18, 2015. The claim asserted that the manner in which subtitles accompanied Yes's television broadcasts affected the enjoyment of its hearing-impaired customers. The aggregate claim amount is estimated at NIS 126MM approximately.
- **Commencement of the Wholesale services:** On January 28, 2015, Bezeq reported that it received a decision from the Director General of the Ministry of Communications regarding the regulation of wholesale services - on the subject of the PIA (Physical Infrastructure Access) and SLU (Sub Loop Unbundling) service portfolio, establishing that the Company is required to commence the provision of such services as of August 1, 2015. According to the Ministry of Communications it would be better, if the government takes decision for the issues of infrastructure owner's and service suppliers related for the wholesale services.
- **Pelephone wins 4G tender:** On January 13, 2015, Bezeq reported that on January 12, 2015, its subsidiary, Pelephone Communications Ltd took part in an online tender by the government to allocate fourth generation frequencies (LTE) to cellular operators (with infrastructure), virtual operators and companies (that are not existing cellular operators). Pelephone received 15 megahertz in the 1800 frequency band, at an overall cost of NIS 96MM.
- **Midroog affirms Aa2 stable rating of Bezeq's Series 5 - 8 debentures:** On December 28, 2014, Bezeq announced that the Company was affirmed Aa2 stable rating by Midroog Ltd, an Israeli rating agency which is affiliated by Moody's. This highlights the strength of its brand name and its varied activities.
- **Decision of the Minister of Communications - Wholesale Market:** On November 17, 2014, Bezeq announced the decision received from the Minister of Communications regarding the wholesale regulation and format for the provision of wholesale services as well as the setting of rates for them on the Company's network. The Minister of Communications decided to adopt the recommendations of the ministry's professional echelon, to amend the license of infrastructure owners (the Company and Hot Telecommunications) and to detail the basket of services under that license - managed broadband access and wholesale telephony services. As per the service file, the basket of services must be provided within 3 to 6 months from the date of the decision.
- **Cooperation Agreement between Pelephone and Cellcom:** On September 22, 2014, Bezeq announced that its subsidiary, Pelephone Communications Ltd Has entered into a cooperation agreement with Cellcom Israel Ltd. for the maintenance of passive components at cellular sites, including the consolidation of passive components and the reduction in costs by means of a common contractor. The contractor will be selected through an RFP process and will execute separate agreements with Pelephone and Cellcom for a period of at least five years.
- **Regulation of Wholesale Services - Secondary Hearing:** On August 19, 2014, Bezeq announced receiving of secondary hearing document for the provision of wholesale services and the setting of the rate for wholesale services on Bezeq's network. In accordance with this secondary hearing, the Minister of Communications is considering regulating the maximum rates for the provision of services on the Company's network. At this stage, on the face of things, the Company estimates that the implementation of the above regulation will have a negative impact on the Company's financial results. At the same time, alongside this impact the Company estimates that, considering the possibility of the removal of the structural separation and the cancellation of the supervision of the company's tariffs - cancellations that are anticipated following the regulation of the wholesale market - there will likely also be positive impacts on the Company.
- **Private Placement of Debentures (Series 6 and 7) for Qualified and Institutional Investors:** On August 13, 2014, Bezeq announced a private placement of Series 6 Debentures and Series 7 Debentures of the Company to qualified and Institutional investors. Through this placement, the Company expects to receive approximately NIS 1.029 billion (gross) by issuance of the Debentures (Series 6) and approximately NIS 119 million (gross) by issuance of the Debentures (Series 7).
- **Approval of Temporary Activation - Fourth Generation Services:** On August 4, 2014, Bezeq announced that its subsidiary, Pelephone has received an approval from Ministry of Communication to provide fourth generation services with LTE technology, through temporary allocation of an 1800 frequency band with width of 5MHz.
- **Hearing regarding the duty of cover and quality required from cellular licensees:** On July 30, 2014, Bezeq announced that its subsidiary, Pelephone has to address regarding a hearing discussion regarding amendment to the operators' licenses by way of toughening the cover and quality requirements as regards the public

telecommunication systems operated by them using 2G and 3G technology deployed in the territories of the State of Israel and Judea and Samaria.

5. Management and Governance^{xxiii}

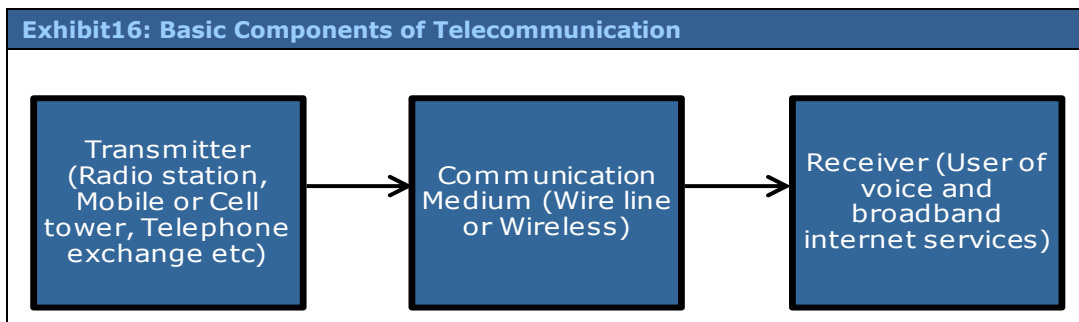
The Company's management team includes highly qualified professionals having significant experience in the field of Management, Communications, and Operational and Financial Management. Additionally, the Company's management team possesses proven capabilities in strategy creation and strategic planning, marketing and brand development, management of mergers and acquisitions, creations of partnerships and raising capital which is evident from its 11 major transactions, which includes two IPOs - IGLD and BCOM, and nine bond issues.

Exhibit 16: Management Team			
Name	Designation	Age	Background
Mr. Doron Turgeman	CEO	47	<ul style="list-style-type: none"> • He holds a B.A. degree in Economics and Accounting from the Hebrew University of Jerusalem and is a Certified Public Accountant (CPA) in Israel • He has significant experience of about 18 years in management and 16 years in communications • He has been serving the position of CEO with IGLD since October 2011, and previously, he had served the Company holding position of Deputy CEO since October 2004, and CFO since May 2001 • Currently, he is also serving as the CEO with BCOM and as the CFO with Eurocom Communications • From January 2008 – February 2010, he served BCOM's BODs as a member • Additionally, he had served as an executive officer for several of the Company's Media and Internet companies, which have been sold, including CEO of MSN Israel which was a joint subsidiary of IGLD and Microsoft Corporation.
Mr. Itzik Tadmor	PFO	34	<ul style="list-style-type: none"> • He holds a B.A degree in Economics and Accounting and an MBA degree from the Tel Aviv University, and is a CPA in Israel. • He had joined the Company in May 2011 as a controller and was promoted to Principal Financial Officer in May 2015. • In the past, he had served PriceWaterhouseCoopers (PWC) Israel both audit and economic departments.

6. Technologies and Markets

6.1 Telecommunication ^{xxiv}

Telecommunications involves the integration of voice, data, pictures, videos, and different communication technologies with electronic devices to facilitate communication between people and deliver entertainment, information, and other services. The process involves the use of computer, and mobile technology to transmit, receive, and switch voice, data, and video communications over different transmission medium (including copper, fiber optic cable and cellular communication). Telecommunication networks were originally designed for voice services but with evolution of Internet Protocol (IP), the data and video services are also becoming an important part of telecommunication. Quality and efficiency of telecommunication depend upon the medium (carrier) by which the information is transferred. These transmission carriers or mediums are broadly classified as wire line and wireless modes of communication transmission.



6.2 Medium of Telecommunication:

6.2.1 Wire Line Telecommunication ^{xxv}

Wire line Communication or fixed line communication requires a fixed carrier as the transmission medium. The medium of transportation of information could be either copper wiring or optical fiber wire. The devices (telephones, computers, routers) are connected through a fixed cable and require individual technologies to transmit information. Wire line telecommunication provides data and voice communication services, which includes local and long distance voice service, broadband Internet access, corporate networking solutions, data center and cloud services, and security and managed network services. Wire line communication has an advantage of having higher bandwidth¹ when comparing it to wireless mode communication system.

6.2.1.1 Next Generation Network (NGN) ^{xxvi xxvii xxviii}

NGN is the most advanced communication network, which uses a packet-based network to transports all information and services (voice, data, and media such as video and pictures) by converting them into packets (digital) form. This enables the carrier to carry all types of services including voice, data, video, and signaling through single communication channel. NGNs are commonly built around the IP, and therefore the term "All IP" is also sometimes used to describe NGN. This technology provides several advantages over other network technologies. For service provider, the NGN offers lower capital expenditure, low operating expenses, greater power saving, less space requirement and low maintenance cost. For, the user it provides benefits of low cost and high speed of services. NGN technology provides information transfer speed in the range of 20 to 100 megabits per second. The future of NGN technology is the enhancement to fiber NGN, which uses fiber – Optic as transmission medium. Fiber NGN have transmission rate in the range of 100 megabits per second to 1 gigabits per second.

6.2.1.2 Fiber – Optic Communication ^{xxix}

Fiber-optic communication is a transmission medium, which transmits information from one place to another by sending light pulses through an optical fiber cable. Fiber optic data transmission systems send information over fiber optic cables by turning electronic signals into light. This medium of transmission is a popular alternative to the conventional cable wires mainly due to high rate of transmission speed. Information transported using fiber optic cables creates an electromagnetic carrier wave that carries information. This technology provides enhanced data security, high bandwidth over a long distance communication and fastest way of transporting information.

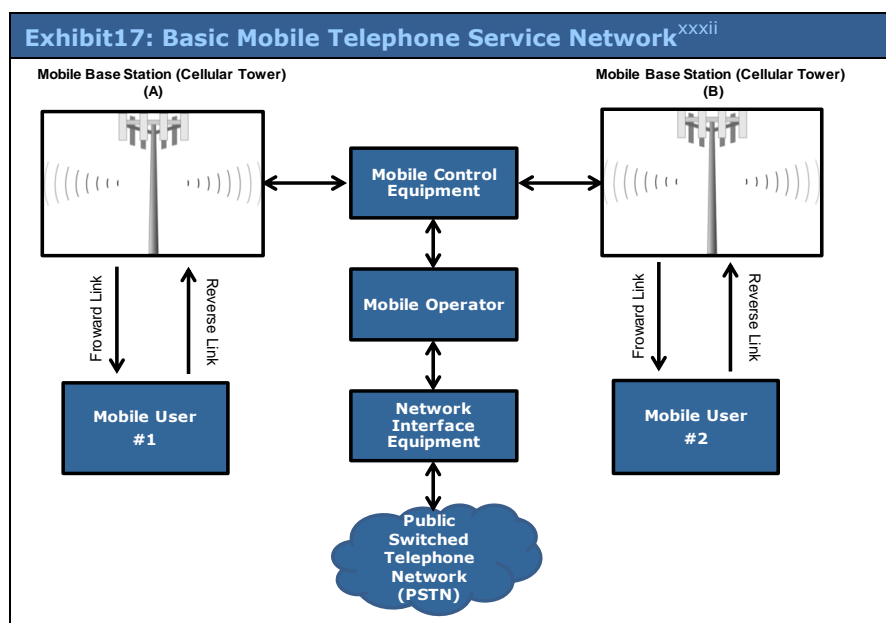
¹ In communication, the term 'bandwidth' refers to how much data can be transmitted in a certain amount of time. In essence, higher bandwidth requires less time to transport bundle of information.

6.2.2 Wireless Telecommunication^{xxx}

Wireless telecommunication involves the transmission of information over a distance without the use of wires, cables or any other forms of electrical conductors. The transmitted distance can be anywhere between a few meters to thousands of kilometers (for example, cellular communication). Mobile communication also known as cellular communication is one of the best examples of wireless technology.

6.2.2.1 Cellular Communication^{xxxi}

A cellular communication system provides a wireless connection to the public telephone network for any user located within the range of the system. This technology is the most popular wireless communication system which has been the catalyst to the wireless revolution. Cellular mobile communication system uses a large number of low – power wireless transmitters to create cells. A cell is the basic geographic unit of a cellular system. Each mobile uses a separate temporary radio channel to talk to cell site (physical location of radio equipment that provides coverage within a cell). The cell site uses one channel per mobile to communicate many mobiles at once. Communication channel uses a pair of frequency to establish the connection. One frequency is used for the transmission of the information from the cell site, known as the forward link. The other one is the reverse link, used for the cell site to receive calls from the user.



6.2.2.2 Voice over Internet Protocol (VoIP)^{xxxiii}

VoIP is a communication technology used to for the delivery of voice communication and multimedia information over IP network. This technology converts analog audio signal (voice) into digital form and transmit it over the Internet. Voice calls using VoIP can be made using computers, special VoIP phones or traditional phones using an Internet connection. The most attractive advantage of making voice calls using VoIP technology is the cost saving as it uses Internet services to make small as well as long distance voice calls.

6.2.3 Broadband Internet Services^{xxxiv}

Many of the current and newly-developing Internet services require the transfer of large amounts of data that may not be possible with conventional dial-up Internet service. Broadband Internet provides alternative to this problem as it enables high speed data transmission to access information over World Wide Web (WWW). This technology gives access to the highest quality of Internet services like streaming media (audio and video), VoIP, Internet gaming, and other interactive services. Broadband Internet services are provided through fixed line and wireless technologies. The most commonly used fixed line broadband Internet technologies are Digital Subscriber Line (DSL) modem, Cable Modems, Fiber Optic and Broadband over Power Lines (BPL). Wireless broadband Internet uses Fixed Wireless Access (Wi-Fi, WiMAX), Mobile Broadband (3G, 4G, 5G) and Satellite Communication techniques to access high speed Internet services.

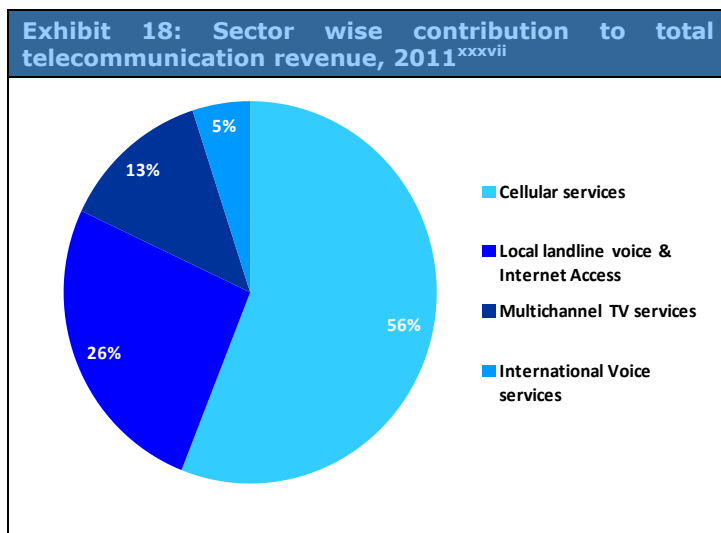
6.2.4 Satellite Television^{xxxv}

Satellite TV system works by broadcasting video and audio signals from geostationary satellites to satellite dishes on the Earth's surface. The television satellites are all in geosynchronous orbit, meaning that they stay in one place in the sky relative to the movement of the Earth. In other words, the satellite keeps pace with the earth rotation. This way, user only has to direct the dish at the satellite once, and from then on it picks up the signal without adjustment. These geostationary satellites orbit the earth in a region of space known as the Clarke Belt, which is approximately 22,300 miles above the equator. Satellite television systems transmits and receive radio signals using specialized antennas called satellite dishes. Each of these satellites carries a number of transponders, which transmits a signal back to the Earth. Evolution of satellite based television enabled option of multi-channel broadcast thus providing option of multiple channels to the user. Primarily there are three types of satellite television usage: reception direct by the end user (generally called Direct to home or DTH), reception by local television affiliates, or reception by distributors of cable systems. The satellite television provides best quality of picture and video quality and provides a variety of other services to the user.

6.3 Telecommunication Industry - Israel

6.3.1 Industry Overview^{xxxvi}

The telecommunications industry is comprised of companies that operate or provide access to facilities for voice, data, text, sound and video transmission through wired, wireless or satellite networks. The services they provide include fixed network services such as data retail, Internet retail, voice retail and wholesale services and mobile services^{xxxviii}. The telecommunications industry in Israel has undergone significant transformation over the last two decades from being a market dominated by a single player to a sector consisting of multiple companies operating in a highly competitive business environment. This transition has been majorly driven by the numerous reforms that the country initiated at regular intervals in order to liberalize and privatize the ICT sectors. Technological advancements and massive amounts of foreign investment in the sector have further driven the telecommunications market. The entry of Mobile Virtual Network Operators (MVNOs) has been a growing trend in the Israeli market as these new players seek to take advantage of the demand for low cost services. The downward pricing trend in the market has been the result of a substantial increase in competition as well as the introduction of policies that have promoted a multi-operator environment. As of 2011, the telecommunications sector in Israel recorded revenue of US\$8 B, representing about 4% of the GDP^{xxxix}. The Exhibit 18 shows the contribution of each sector to the total revenue of the Israeli telecommunication industry.



The downward pricing trend in the market has been the result of a substantial increase in competition as well as the introduction of policies that have promoted a multi-operator environment. As of 2011, the telecommunications sector in Israel recorded revenue of US\$8 B, representing about 4% of the GDP^{xxxix}. The Exhibit 18 shows the contribution of each sector to the total revenue of the Israeli telecommunication industry.

6.3.2 Growth Drivers

- **Technological Advancements:** Since the privatization process that started in Israel in the early 1990's, one of the biggest drivers of growth in the telecom industry has been the ability of the country to constantly innovate and develop new technologies in the information processing and telecommunications field. A major part of the local service provider's networks and applications is produced and designed by Israeli companies, many of whom are start-ups. Significant technological breakthroughs have been witnessed in areas like public switching, transmission, access network technology, wireless local loop systems, data networking devices, network management software, billing systems and value added services software. Technological expertise in areas such as Internet applications, broadband, local area networks, digital wireless devices, network security and management and telemedicine followed by intensive R&D activities and adequate support from Ministry of Industry and Trade's Chief Scientist have further expanded the size of the industry and drastically increased its contribution to the country's overall economic growth.

- **Foreign Investments:** The availability of massive foreign investment has been a key contributor to the growth of the Israeli Telecom Industry. Apart from investments in the manufacturing and R&D facilities, foreign investments have also flown into high-tech Israeli companies. The country's attractiveness to foreign investors can be further evidenced by the presence of more than 100 dedicated high-tech venture capital funds in the country. Furthermore, institutional and private investors have consistently purchased shares of Israeli companies listed on the New York Stock Exchange as well as in London and other European exchanges, thereby providing indirect investment to Israeli telecommunication companies.
- **Regulatory Environment:**^{xi} The Israeli communications market has seen an unprecedented number of reforms over the last two decades. In 1994, the first step toward a more competitive telecommunications market was taken when the government owned Bezeq was required to form subsidiaries in order to provide services in sectors other than domestic, fixed wire line telephony. ^{xii} This led to the introduction of Pelephone, offering cellular services; and Bezeq International, providing international long distance services. Subsequently in September 2000, the Minister of Communications formulated regulations for the licensing of new operators entering the fixed services market thereby ending Bezeq's exclusive monopoly by law in the fixed services market. Some of the recent reforms that have completely changed the dynamics of the telecom market in the country include the interconnection rate cuts, which were aggressively reduced from NIS0.251 to NIS0.073 in 2011. This led to a substantial decrease in pricing plans as new players competed amongst each other to gain significant market shares. Another step that increased competition in the market was the simplification of the process of handset imports, whereby the regulator removed the requirement that handsets certified for US or European markets be specially approved. This move took away a competitive advantage from the operators as it limited their ability to sell handsets at higher prices. The elimination of early termination fees (the fee payable for termination of a contract) and handset subsidies further ended the long run subscription and retention strategy of Israeli mobile operators wherein they had previously attracted subscribers by offering cheaper mobile phones and long term contracts with fixed prices. Apart from regulatory reforms, Israel has also signed bilateral telecommunication agreements with 27 countries and has been an active contributor to the development of international and regional telecommunications cooperation. Thus, over the years regulatory policies have played an extremely important role in the Israeli telecom market. Going forward also, any changes in regulatory policies will be a key determinant of growth for the industry.

6.3.3 Fixed Telecommunication Services

The fixed services market in Israel has evolved from being a market dominated only by Bezeq to a sector comprising of multiple operators over the last two decades. Major players in the domestic fixed services market include Bezeq, HOT, 012 Telecom, Cellcom Fixed Telecommunications Services, Partner Fixed Telecommunication Services, etc. As of December 31, 2013, there were approximately 3.5 MM fixed- line telephony lines in Israel. The number of fixed-lines has been growing moderately in Israel since 2009, which compares favorably to most Western European countries, where the number of fixed-line telephony lines has declined due to the increasing number of individuals who use only cellular phones. The growth in the number of fixed-line telephony lines is driven by the relatively high population growth rate in Israel, and particularly the growth rate of households, which grew at a CAGR of 1.9% in the period of 2007 to 2012.

The fixed line telephony market in Israel is characterized by:

- (1) Pricing Pressure
- (2) Commoditization
- (3) Growing Enterprise Data Services
- (4) Technology Convergence between Communication Systems

Recent Development: Creation of Wholesale Market: In order to provide high quality of services at a cheaper price, MoC is in process to develop a Wholesale market for Fixed Communication Services which is currently dominated by two players, Bezeq and Hot. The MoC is enforcing a new regulation by which the infrastructure owners of nationwide fixed access networks will have to offer few of their services as wholesale services to other license holders. Some of these services include Bitstream Access, Leasing of access elements (unbundling), leasing of dark fibers, duct access and transmission services ("the wholesale services"), on the basis of non-discriminatory terms. The new entrants will be allowed to use the infrastructure of the existing players to provide their services. This will encourage new players to enter as they would incur lower capital expenditure leading to increase in competition.

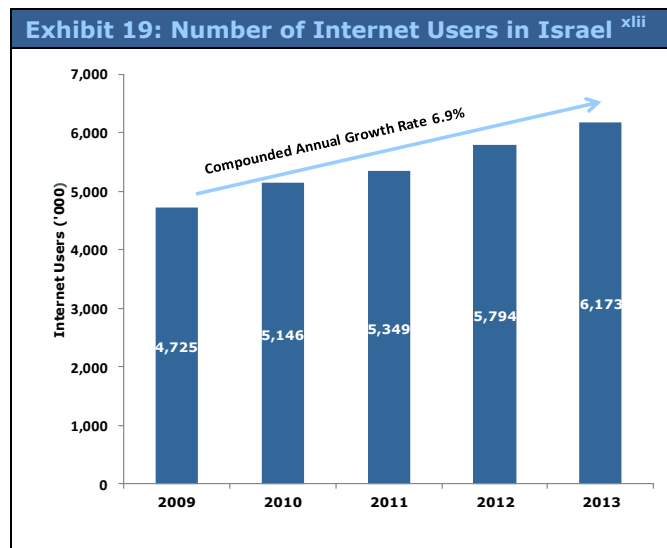
However, the Wholesale Regulation is still under review and MoC is expected to make the final decision in around second half of 2014. Under the Wholesale Market Regulation, MoC will prescribe maximum prices under the regulations for the services. Under the current draft, the management is expecting the average wholesale pricing to be approximately NIS 50-60 per access line/month. On a much positive note, post implementation of the Wholesale Market Regulation, the company management estimates the possibility of the removal of the structural separation and the removal of the supervision over the Company's tariffs.

6.3.4 Cellular Telephony

The Israeli cellular telephony market is mature and highly competitive. As of December 31, 2013, there were approximately 10 MM cellular telephony subscribers in Israel, representing a penetration rate of 124%. The Israeli cellular telephony market is characterized by a dominant post-paid market. The Cellular Telephony market in Israel was characterized by the introduction of competition in 1995. Three cellular telephony operators, Cellcom, Partner and Pelephone, have historically led the Israeli cellular telephony market. In 2012, following regulatory changes, two additional cellular telephony operators, Golan Telecom and HOT Mobile, began providing UMTS 3G based cellular telephony services. In addition, measures taken by the Israeli government to encourage competition in the cellular telephony market, 11 MVNO licenses were granted by the Israeli government. Currently, only four of the MVNO licensees currently provide services: Rami Levy (which signed hosting agreements with Pelephone), Alon Cellular (which signed hosting agreements with Pelephone), Azi Communications (which signed a hosting agreement with Partner) and Home Cellular (which signed a hosting agreement with Cellcom). A fifth MVNO, Cellact, which has not yet begun commercial operation, has signed a hosting agreement with Pelephone. The total number of MVNO subscribers was estimated to be approximately 144,000, or approximately 1.4% of all cellular telephony subscribers, as of December 31, 2013. The market recorded revenue worth US\$2.91 B in 2012 with the number of subscribers at 9.9MM. This rapid rise in penetration rates can be attributed to the introduction of the Calling Party Pays (CPP) method in 1994, nationwide coverage at low tariffs, superior network quality and effective marketing strategies employed by the players. Regulatory policies like lowering of the regulated rate for termination of calls on mobile networks from approximately NIS0.27 to NIS0.07 also led to increased competition and subsequent higher penetration in the country. Following the abolition of early termination fees and handset subsidies in the April 2012, subscribers were able to move freely between operators that offered the best prices. This has led to an unprecedented rise in the Israeli mobile market churn, thereby forcing operators to focus more on subscriber acquisition through effective marketing strategies and value added services. A substantial increase in competition has also ensured the continuity of the downward pricing trend in the Cellular services sector.

6.3.5 Internet and Broadband

Broadband Internet in Israel has now become a household product with penetration rate having grown from 4% in 2002 to approximately 82% in 2010. Major Internet service providers include 012 Smile, Bezeq International, Barak-Netvision, Golden Lines and over 45 small license holders. These participants combined serve 3MM users in the country covering more than 60% of the households and above 80% of businesses. Factors that have led to this rapid rise in broadband Internet usage include reduction in tariffs as a result of stiff competition among existing players, widespread usage of computers at work and home, introduction of several sophisticated Hebrew-language portals and a variety of Hebrew websites. The Israeli government has also contributed to the growth of the Internet in the nation by undertaking several e-government initiatives with numerous activities like license renewal, payments, taxation and viewing of court documents with government agencies being done online. Furthermore, Israel's reputation of being a world leader in developing Internet technologies and applications has also influenced local interest and usage of Internet services. A key trend that has been developing in the Broadband Internet market is the growing demand of high speed Internet in the country. Recognizing this trend, major players like Bezeq and HOT have already started investing in newer technologies and assets. While the former is completing the rollout of a fiber-to-the-curb network and beginning trials of a fiber-to-the-home network, the latter has started investing in the hybrid fiber-coaxial network to provide higher speeds. The Exhibit 19 depicts the growth in the number of Internet users in Israel.



6.3.6 International Telecommunications Services

The monopoly of Bezeq International (a subsidiary of Bezeq) in the International telecommunications services market ended in July 1997, when two privately owned facility based carriers namely Golden Lines and Barak were given licenses to operate. In May 2004, additional licenses were given to Internet Gold, Xphone and Netvision. The International Long Distance (ILD) market in Israel has been characterized by a decrease in call volume in recent years. In 2013, the average annual volume of incoming and outgoing call minutes increased by 5% compared to a

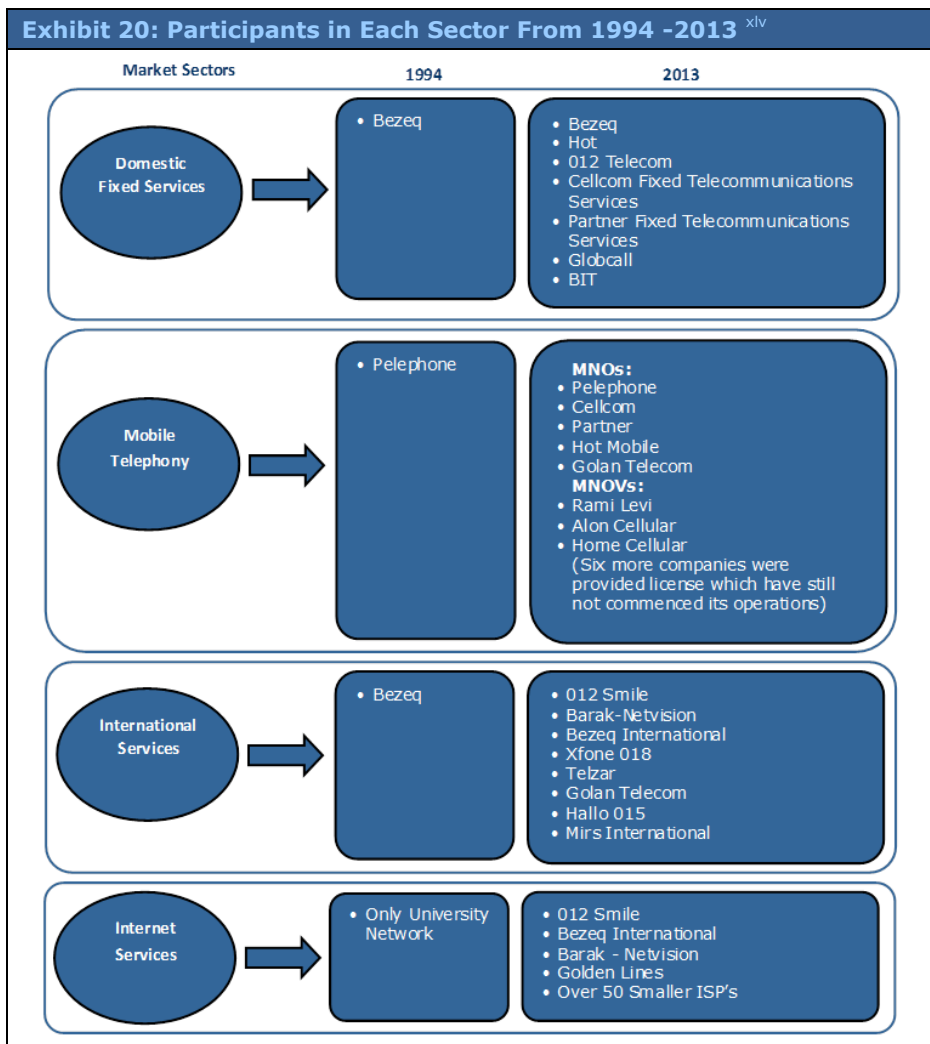
decrease of 1.6% in 2012. Aggressive cuts in retail prices along with fair and transparent interconnection arrangements were the primary drivers of growth in the sector. Major developments in the sector include the usage of a modern digital network to deliver services, optical submarine cables, digital satellite links, modern operator facilities and advanced data communication facilities. Excessive competition in the sector has given rise to a new trend of international calling becoming a part of a bundle of services. For instance, a number of mobile operators in Israel offer unlimited international calling packages to numerous destinations.

6.3.7 Multichannel TV^{xliii}

The multichannel subscriber television market in Israel is supervised by the Minister of Communications and regulated by the Council of Cable and Satellite TV Broadcasting. Currently, this market consists of three major players namely HOT Telecommunication Systems Ltd (known under the brand name 'HOT') offering cable TV services, DBS Satellite Services operating under the brand name 'YES' as the satellite TV operator and the Second Authority for TV and Radio offering Digital Terrestrial TV services under the brand named 'IDAN Plus'. Major developments in the sector include a series of reforms passed by the Minister of Communications and the Ministry of Finance in May 2013 under the Economic Arrangements bill. One of the most relevant reforms includes the introduction of a narrow broadcast package by DBS and Hot giving the Minister the authority to lower prices, to intervene in the composition of stations and the authority to require 'YES' and 'HOT' to sell these narrow broadcast packages to companies wanting to enter the television market. These reforms are expected to influence the dynamics of the multichannel market in the country in the future as they would pave the way for more competition in the sector which would further lessen the pricing power of existing players in the sector. While the Israeli pay television market has been stable by number of subscribers since 2009, and stood at approximately 1.5 MM subscribers, revenues have expanded from NIS 3.7 B in 2009 to NIS 3.9 B in 2012. This growth is primarily due to ARPU growth resulting from digitalization and the emergence of a broader offering of channels and additional services.

6.3.8 Competitive Landscape^{xliv}

The Communications industry in Israel has undergone rapid changes over the last two decades. Technological advancements and changes in regulations governing the Communications industry in the country have been primarily responsible for the developments in the sector. The Ministry of Communications has consistently encouraged competition in the sector, mainly by segregating infrastructure and service providers, mandating number portability, supporting innovative technologies, and conceding new licenses at regular intervals. Favorable regulatory policies for the entry of new players have intensified competition in various sub sectors of the industry, which, in turn, has caused a substantial decrease in prices as existing and new operators aggressively compete with one another to capture valuable market share. Increased competition has also affected the structure of the industry with a number of companies in the sector adopting cooperative marketing strategies with common ownership for the supply of comprehensive communications service packages. One of the major changes in the competitive landscape of the Israeli communications market has been the change in the number and the size of participants involved in the sector. While in the past, competition was primarily among the independent communications service providers in each segment, over the years the market has consolidated with competition now among large communication groups operating in most segments of the market. The Exhibit 20 depicts the change in the number of participants involved in each sub sector in the industry from 1994 to 2013.



7. Valuation

The Fair Market Value of all of IGLD's shares stands between US\$271MM and US\$314MM as of Sep 25, 2015. The Fair Market Value of one of IGLD publicly traded regular shares stands between US\$14.12 and US\$16.36 as of Sep 25, 2015. We have used the Discounted Cash Flow method for valuation.

7.1 Discounted Cash flow Method

Valuation

Figures are in MM NIS, unless indicated otherwise.

WACC

Risk-free rate	2.1% ^{xlvi}
Beta	1.26 ^{xlvii}
Market Return	11.9% ^{xlviii}
Additional Risk Premium	0.5%
Cost of Equity	15.04%
Cost of Debt	4.17%
Terminal Growth Rate	1.0%

Year ending 31 st December	2015E	2016E	2017E	2018E	2019E	2020E
FCFF (High)						
Net cash from operating activities	4,056	3,496	3,718	3,780	3,908	4,110
Capital Expenditure	-2,386	-1,401	-1,317	-1,274	-1,265	-1,271
Free Cash Flow to Firm	1,670	2,094	2,402	2,505	2,643	2,839
Discount factor	0.96	0.84	0.74	0.64	0.56	0.49
Present Value of FCF	1,611	1,765	1,767	1,610	1,483	1,392
FCFF (Low)						
Net cash from operating activities	3,977	3,351	3,620	3,648	3,736	3,907
Capital Expenditure	-2,357	-1,359	-1,265	-1,215	-1,197	-1,195
Free Cash Flow to Firm	1,620	1,992	2,356	2,433	2,539	2,712
Discount factor	0.96	0.84	0.74	0.64	0.56	0.49
Present Value of FCF	1,563	1,679	1,733	1,564	1,425	1,330

Arrowhead Fair Value Bracket	High	Low
Terminal Value (TV)	21,244	20,294
Present Value of TV	10,413	9,947
Present value of FCF	9,628	9,293
Present Value of FCF + TV	20,041	19,240
Net Debt	14,183	14,183
Equity Value Bracket	1,199	1,036
Shares on issue (MM)	19	19
Fair Share Value Bracket (\$)	16.36	14.12
Current Market price (\$)	8.01	8.01
Current Market Cap. (\$) MM	153.8	153.8
Target Market Cap. Bracket (\$) MM	314	271

xlix

Approach for Discounted Cash Flow (DCF)

Time Horizon: The Arrowhead fair valuation for IGLD is based on DCF Method. The time period chosen for the valuation is 72 months (FY2015E- FY2020E).

Terminal Value: Terminal Value is estimated to depend on a terminal growth rate of 1.0%

Prudential nature of valuation: It should be noted that this Arrowhead Fair Value Bracket estimate is a relatively prudential estimate, as it discounts the eventuality of any of new products launched or sold off in the market or any significant change in the Company strategy.

Key variables: The upper and lower bounds in the estimation correspond to the extreme positions taken by the following key variables:

Variable 1 – Fixed-line telephony: Total Access Lines Growth rate

Exhibit 12: Total Access lines Growth Rate						
	2015E	2016E	2017E	2018E	2019E	2020E
Low estimate	(9.0%)	(28.0%)	(18.0%)	(14.0%)	(9.0%)	(6.0%)
High estimate	(8.0%)	(25.0%)	(15.0%)	(12.0%)	(8.0%)	(5.0%)

Variable 2 – Broadband Internet Lines Growth Rate

Exhibit 13: Broadband Internet Lines Growth Rate						
	2015E	2016E	2017E	2018E	2019E	2020E
Low estimate	(4.0%)	4.0%	3.0%	2.0%	1.0%	0.0%
High estimate	(3.0%)	5.0%	4.0%	3.0%	2.0%	1.0%

Variable 3 – Cellular communication: Subscribers Growth Rate

Exhibit 14: Cellular communication: Subscribers Growth Rate						
	2015E	2016E	2017E	2018E	2019E	2020E
Low estimate	(3.0%)	1.5%	2.0%	4.0%	4.5%	5.0%
High estimate	(1.0%)	2.0%	3.0%	4.5%	5.0%	5.5%

Variable 4 – Cellular communication: ARPU

Exhibit 15: ARPU						
	2015E	2016E	2017E	2018E	2019E	2020E
Low estimate	68	74	73	72	72	72
High estimate	69	75	74	73	73	73

7.2 Net Asset Valuation (NAV) Method

The Fair Market Value of one of IGLD Ltd publicly traded regular shares stands at \$22.98 as on Sep 25, 2015 according NAV method.

Exhibit 25: Net Asset Value

All figures are in NIS MM except per share data

IGLD NAV Calculation	NIS	US\$
Bezeq Share Price	7.60	
Number of Bezeq Shares	2,751	
Total Market Cap of Bezeq	20,910	
No. of Bezeq shares held by BCOM	845	
BCOM Value based on Bezeq Share price	6,419	
Net Debt	2,631	
BCOM Net value	3,788	
General, operating and tax expenses	30	
BCOM's value	3,758	
BCOM Share Outstanding	30	
Net Value Per Share (BCOM)	126	33
No. of BCOM shares held by IGLD	19.94	
IGLD's share in BCOM's NAV	2,507	657
IGLD Net Debt	807	208
IGLD's NAV	1,700	449
General, operating and tax expenses	30	8
IGLD's value	1,670	441
No. of IGLD shares	19.20	19.20
Net Value Per Share (IGLD)	86.96	22.98
IGLD share price @ September 25, 2015	31.74	8.01
Upside over market price	174%	187%

Important information on Arrowhead methodology

The principles of the valuation methodology employed by Arrowhead BID are variable to a certain extent depending on the subsectors in which the research is conducted, but all Arrowhead valuation research possesses an underlying set of common principles and a generally common quantitative process.

With Arrowhead Commercial and Technical Due Diligence, Arrowhead extensively researches the fundamentals, assets and liabilities of a Company, and builds solid estimates for revenue and expenditure over a coherently determined forecast period.

Elements of past performance, such as price/earnings ratios, indicated as applicable, are present mainly for reference purposes. Still, elements of real-world past performance enter the valuation through their impact on the commercial and technical due diligence.

Elements of comparison, such as multiple analyses, may be to some limited extent integrated in the valuation on a project-by-project or asset-by-asset basis. In the case of this IGLD report, there are no multiple analyses integrated in the valuation.

Arrowhead BID Fair Market Value Bracket

The Arrowhead Fair Market Value is given as a bracket. This is based on a quantitative key variable analysis, such as key price analysis for revenue and cost drivers, or analysis and discounts on revenue estimates for projects, especially relevant to those projects estimated to provide revenue near the end of the chosen forecast period. Low and high estimates for key variables are produced as a tool for valuation. The high-bracket DCF valuation is derived from the high-bracket key variables while the low bracket DCF valuation is based on the low bracket key variables.

In principle, an investor who is comfortable with the high-brackets of our key variable analysis will align with the high-bracket in the Arrowhead Fair Value Bracket, and likewise in terms of low estimates. The investor will also take into account the Company intangibles – as presented in the initial pages of this document in the analysis on strengths and weaknesses and on other essential Company information. These intangibles serve as supplementary decision factors for adding or subtracting a premium in the investor's own analysis.

The bracket should be understood as a tool provided by Arrowhead BID for the reader of this report and the reader should not solely rely on this information to make his decision on any particular security. The reader must also understand that on one hand, global capital markets contain inefficiencies, especially in terms of information, and that on the other hand, corporations and their commercial and technical positions evolve rapidly: this present edition of the Arrowhead valuation is for a short to medium-term alignment analysis (one to twelve months). The reader should refer to important disclosures on page 32 of this report.

8. Appendix

8.1 IGLD's Financial Summary

Exhibit 26: Financial Summary		<i>High Bracket Estimates</i>								
<i>Year Ending December</i>	2011A	2012A	2013A	2014A	2015E	2016E	2017E	2018E	2019E	2020E
Revenue (NIS MM)	11,376	10,278	9,563	9,055	10,038	10,779	10,704	10,800	11,001	11,347
Operating Profit (NIS MM)	1,492	1,935	2,032	2,595	1,941	1,986	1,959	2,059	2,107	2,232
Net Income (NIS MM)	38	719	860	1,055	969	1,038	1,041	1,129	1,196	1,303
EPS	(13.44)	(1.93)	1.87	(5.77)	10.60	11.36	11.39	12.35	13.09	14.26
Growth rates (%)										
Revenue	30.3%	(9.7%)	(7.0%)	(5.3%)	10.9%	7.4%	(0.7%)	0.9%	1.9%	3.1%
Operating Profit	21.4%	29.7%	5.0%	27.7%	(25.2%)	2.3%	(1.4%)	5.1%	2.3%	5.9%
Net Income	(82.7%)	1792.1%	19.6%	22.7%	(8.2%)	7.2%	0.3%	8.4%	6.0%	8.9%
EPS	NM	NM	NM	(407.8%)	NM	7.2%	0.3%	8.4%	6.0%	8.9%
Margins (%)										
Gross Margins	100.0%	100.0%	100.0%	100.0%	100.0%	100.0%	100.0%	100.0%	100.0%	100.0%
Operating Profit Margin	13.1%	18.8%	21.2%	28.7%	19.3%	18.4%	18.3%	19.1%	19.2%	19.7%
Net Profit Margin	0.3%	7.0%	9.0%	11.7%	9.6%	9.6%	9.7%	10.4%	10.9%	11.5%
Ratios										
ROA	0.2%	3.2%	4.0%	4.9%	4.4%	4.6%	4.6%	4.9%	5.1%	5.4%
ROE	0.9%	20.7%	27.3%	38.0%	26.0%	21.9%	18.1%	16.4%	14.9%	14.0%
Debt/Equity	3.6x	4.2x	4.5x	5.4x	3.9x	2.9x	2.3x	1.7x	1.4x	1.2x
Interest Coverage	1.4x	1.9x	2.2x	3.7x	2.3x	2.4x	2.5x	2.7x	3.0x	3.4x
Price /Earnings Ratio (PE)	NM	NM	15.1x	NM	2.7x	2.5x	2.5x	2.3x	2.2x	2.0x

Exhibit 27: Financial Summary		<i>Low Bracket Estimates</i>								
<i>Year Ending December</i>	2011A	2012A	2013A	2014A	2015E	2016E	2017E	2018E	2019E	2020E
Revenue (NIS MM)	11,376	10,278	9,563	9,055	9,854	10,453	10,283	10,293	10,411	10,666
Operating Profit (NIS MM)	1,492	1,935	2,032	2,595	1,768	1,725	1,796	1,851	1,845	1,931
Net Income (NIS MM)	38	719	860	1,055	858	868	926	982	1,012	1,090
EPS	(13.44)	(1.93)	1.87	(5.77)	9.39	9.50	10.13	10.74	11.07	11.93
Growth rates (%)										
Revenue	30.3%	(9.7%)	(7.0%)	(5.3%)	8.8%	6.1%	(1.6%)	0.1%	1.1%	2.4%
Operating Profit	21.4%	29.7%	5.0%	27.7%	(31.9%)	(2.5%)	4.1%	3.1%	(0.3%)	4.7%
Net Income	(82.7%)	1792.1%	19.6%	22.7%	(18.7%)	1.2%	6.7%	6.0%	3.1%	7.7%
EPS	NM	NM	NM	(407.8%)	NM	1.2%	6.7%	6.0%	3.1%	7.7%
Margins (%)										
Gross Margins (%)	100.0%	100.0%	100.0%	100.0%	100.0%	100.0%	100.0%	100.0%	100.0%	100.0%
Operating Profit Margin	13.1%	18.8%	21.2%	28.7%	17.9%	16.5%	17.5%	18.0%	17.7%	18.1%
Net Profit Margin	0.3%	7.0%	9.0%	11.7%	8.7%	8.3%	9.0%	9.5%	9.7%	10.2%
Ratios										
ROA	0.2%	3.2%	4.0%	4.9%	3.9%	3.9%	4.1%	4.4%	4.4%	4.6%
ROE	0.9%	20.7%	27.3%	38.0%	23.7%	19.4%	17.2%	15.5%	13.8%	13.0%
Debt/Equity	3.6x	4.2x	4.5x	5.4x	4.0x	3.1x	2.4x	1.9x	1.6x	1.3x
Interest Coverage	1.4x	1.9x	2.2x	3.7x	2.1x	2.1x	2.3x	2.4x	2.6x	2.8x
Price /Earnings Ratio (PE)	NM	NM	15.1x	NM	3.0x	3.0x	2.8x	2.6x	2.6x	2.4x

8.2 IGLD's Balance Sheet Forecast

Exhibit 28: Consolidated Balance Sheet		all figures in NIS MM, unless stated differently <i>High Bracket estimates</i>								
<i>Year Ending December</i>	2011A	2012A	2013A	2014A	2015E	2016E	2017E	2018E	2019E	2020E
Total current assets	6,719	5,962	6,067	6,863	8,611	9,760	11,024	12,124	13,904	15,873
Total Non-current assets	18,540	16,844	15,343	14,716	13,467	12,697	11,730	10,695	9,536	8,269
TOTAL ASSETS	25,259	22,806	21,410	21,579	22,078	22,456	22,754	22,819	23,440	24,142
Total current Liabilities	4,787	4,899	4,104	3,965	3,214	3,291	3,589	3,115	3,165	2,588
Total Non-current Liabilities	16,231	14,427	14,153	14,837	15,137	14,422	13,403	12,836	12,234	12,234
TOTAL LIABILITIES	21,018	19,326	18,257	18,802	18,351	17,713	16,992	15,951	15,398	14,822
Total Shareholder's Equity	4,241	3,480	3,153	2,777	3,727	4,743	5,762	6,868	8,042	9,320
TOTAL LIABILITIES & EQUITY	25,259	22,806	21,410	21,579	22,078	22,456	22,754	22,819	23,440	24,142

Exhibit 29: Consolidated Balance Sheet		all figures in NIS MM, unless stated differently <i>Low Bracket estimates</i>								
<i>Year Ending December</i>	2011A	2012A	2013A	2014A	2015E	2016E	2017E	2018E	2019E	2020E
Total current assets	6,719	5,962	6,067	6,863	8,545	9,600	10,830	11,883	13,592	15,473
Total Non-current assets	18,540	16,844	15,343	14,716	13,440	12,635	11,628	10,549	9,346	8,032
TOTAL ASSETS	25,259	22,806	21,410	21,579	21,985	22,234	22,458	22,432	22,937	23,504
Total current Liabilities	4,787	4,899	4,104	3,965	3,150	3,220	3,498	3,006	3,039	2,538
Total Non-current Liabilities	16,231	14,427	14,153	14,837	15,219	14,550	13,590	13,094	12,574	12,574
TOTAL LIABILITIES	21,018	19,326	18,257	18,802	18,368	17,769	17,088	16,100	15,613	15,112
Total Shareholder's Equity	4,241	3,480	3,153	2,777	3,617	4,465	5,370	6,332	7,324	8,392
TOTAL LIABILITIES & EQUITY	25,259	22,806	21,410	21,579	21,985	22,234	22,458	22,432	22,937	23,504

9. Analyst Certifications

I, Abhishek Bansal, certify that all of the views expressed in this research report accurately reflect my personal views about the subject security and the subject Company, based on the collection and analysis of public information and public Company disclosures.

I, Himanshu Broota, certify that all of the views expressed in this research report accurately reflect my personal views about the subject security and the subject Company, based on the collection and analysis of public information and public Company disclosures.

Important disclosures

Arrowhead Business and Investment Decisions, LLC received fees in 2013, 2014 and 2015 from Internet Gold – Golden Lines Ltd for researching and drafting this report and for a series of other services to IGLD including distribution of this report and financial research services. Neither Arrowhead BID nor any of its principals or employees owns any long or short positions in IGLD.

Aside from certain reports published on a periodic basis, the large majority of reports are published by Arrowhead BID at irregular intervals as appropriate in the analyst's judgment.

Any opinions expressed in this report are statements of Arrowhead BID's judgment to this date and are subject to change without notice.

This report was prepared for general circulation and does not provide investment recommendations specific to individual investors. As such, any of the financial or other money-management instruments linked to the Company and Company valuation described in this report, hereafter referred to as "the securities", may not be suitable for all investors.

Investors must make their own investment decisions based upon their specific investment objectives and financial situation utilizing their own financial advisors as they deem necessary.

Investors are advised to gather and consult multiple sources of information while preparing their investment decisions. Recipients of this report are strongly advised to read the *Information on Arrowhead Methodology* section of this report to understand if and how the Arrowhead Due Diligence and Arrowhead Fair Value Bracket integrate alongside the rest of their stream of information and within their decision making process.

Past performance of securities described directly or indirectly in this report should not be taken as an indication or guarantee of future results. The price, value of, and income from any of the financial securities described in this report may rise as well as fall and may be affected by simple and complex changes in economic, financial and political factors.

Should a security described in this report be denominated in a currency other than the investor's home currency, a change in exchange rates may adversely affect the price of, value of, or income derived from the security.

This report is published solely for information purposes, and is not to be considered in any case as an offer to buy any security, in any state.

Other than disclosures relating to Arrowhead Business and Investment Decisions, LLC, the information herein is based on sources Arrowhead BID believes to be reliable but is not guaranteed by Arrowhead BID and does not purport to be a complete statement or summary of the available data.

Arrowhead Business and Investment Decisions, LLC is not responsible for any loss, financial or other, directly or indirectly linked to any price movement or absence of price movement of the securities described in this report.

10. Notes and References

- i Source: Bloomberg, September 25, 2015
- ii 52 weeks to September 25, 2015. Source: Bloomberg, September 25, 2015
- iii 3 months to September 25, 2015. Source: Bloomberg, September 25, 2015
- iv Source: Bezeq Investor Presentation FY 2013
- v Source: Bezeq Press Release Dated January 15, 2014 – Wholesale Regulation
- vi Arrowhead Business and Investment Decisions Fair Value Bracket – AFVBTM. See information on valuation on pages 25-28 of this report and important disclosures on page 31 of this report.
- vii Source: Bezeq Press Release Dated January 15, 2014 – Wholesale Regulation
- viii Source: IGLD, Annual Report 2012 & 2013
- ix Source: IGLD Investor Presentation, March 2015
- x Source: Bezeq, Annual Report, 2013
- xi Source: Bezeq Investor Presentation FY 2013
- xii Source: Bezeq, Annual Report, 2013
- xiii Source: Bezeq Investor Presentation, Q2 2015
- xiv Source: http://www.bezeqonline.com/about_us.html
- xv Source: IGLD, Annual Report, 2013
- xvi Source: BCOM Press Release Dated March 20, 2014 – Midroog raised rating to A1 with Stable Outlook
- xvii Source: Company Management
- xviii Source: Company Management
- xix Source: Arrowhead BID estimate
- xx Source: IGLD web site – News section
- xxi Source: IGLD web site – News section
- xxii Source: Bezeq web site – News section
- xxiii Source: IGLD, Annual Report, 2013
- xxiv Source: http://www.ie.itcr.ac.cr/acotoc/Maestria_en_Computacion/Sistemas_de_Comunicacion_II/Material/Biblio5.pdf
- xxv Source: <http://www.swisscom.ch/en/ghq/portrait/the-swisscom-network/all-about-fixed-line-communications/technology-in-fixed-line-communications.html>
- xxvi Source: http://en.wikipedia.org/wiki/Next-generation_network#Underlying_technology_components

xxvii	Source: http://connect-world.com/~cwiml/index.php/component/k2/item/16692-next-generation-network-ngn-the-future-of-telecommunication
xxviii	Source: http://ir.bezeq.co.il/phoenix.zhtml?c=159870&p=irol-financialreports
xxix	Source: http://en.wikipedia.org/wiki/Fiber-optic_communication
xxx	Source: http://www.engineersgarage.com/articles/wireless_communication
xxxi	Source: http://wsl.stanford.edu/~andrea/Wireless/SampleChapters.pdf
xxxii	Source: http://edu.eap.gr/pli/pli23/documents/Parallila_Keimena/Cellular_Communications.pdf
xxxiii	Source: http://www.fcc.gov/guides/voice-over-internet-protocol-voip
xxxiv	Source: http://www.broadband.gov/broadband_advantages.html
xxxv	Source: http://www.tech-faq.com/satellite-tv.html
xxxvi	Source: http://www.moc.gov.il/sip_storage/FILES/5/605.pdf
xxxvii	Source: IGLD, Annual Report 2013
xxxviii	Source: http://en.wikipedia.org/wiki/Telecommunications_in_Israel
xxxix	Source: IGLD, Annual Report 2013
xl	Source: http://ftp5.bizportal.co.il/web/giflib/dindata/analyst/pdf/goldman_sachs_-_feb_2013.pdf
xli	Source: http://www.moc.gov.il/sip_storage/FILES/5/605.pdf
xlii	Source: http://www.euromonitor.com/israel/country-factfile
xliiii	Source: BCOM, Annual Report 2013
xliv	Source: IGLD, Annual Report 2013
xlv	Source: http://www.moc.gov.il/sip_storage/FILES/5/605.pdf
xlvi	Source: Bloomberg, Sep 25, 2015
xlvii	Source: Bloomberg, Sep 25, 2015
xlviii	Source: Bloomberg, Sep 25, 2015
xliv	Source: Bloomberg, Sep 25, 2015